

Title 1 2017

Updates & More





Foster Care



Collaboration with our local agencies: processes and procedures in place

Foster Care Policy: We will use State Board Policy Manual

There is a new guidance document

1500.00 set aside for transportation

Title 1 set aside funds (cannot be combined with MV)

What is in the best interest of the child?




McKinney Vento

165 Homeless students identified last year

Tier 2

Applied for 30,000 this year up from 15,000

Pay for a percentage of 2 homeless liaisons
to better meet student needs.



Equitable Services

Each LEA must consult with private schools to see if they want services.

The 3 private schools in our district:

Anchor Baptist: 21

Bethany Christian School: 28

Mountain Sun Community School: 37

86 total



If students meet criteria we can come alongside to support:


What could that mean for equitable services?

86 private school students

1500 elementary school students

5.7%

61,800.00 in services



To qualify:

Failing in academic areas

Meet poverty guidelines

We could be asked for services such as:

Tutoring

Materials

Hold Title 1 information nights to train parents

PD for teachers



continued...

First Significant change since 1965

We must determine the proportionate share of Title 1 based on total LEA.

LEA holds the fiscal management

This amount comes off the top of Title 1 allotment

More documentation this year

Goal of consultation is to “reach agreement”



Title 1

85% of our budget for planning

Equitable Services ? Foster Care?

MV set aside 1500.00 (Gas, supplies, etc.)

Approximately 13 teachers and benefits

3 ICs partial salary and benefits

4 reading specialists

1% Parent Involvement



Continued...

Supplies and Materials

1,084,209.00 budget for Title 1

Tutoring



Professional Development



Substitutes/Workshops



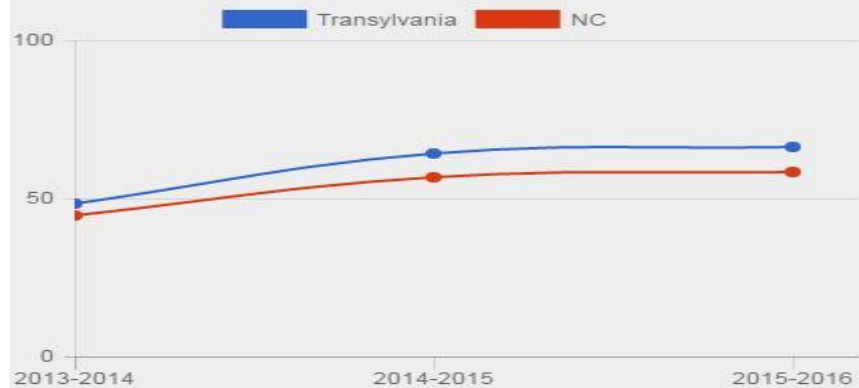
- **New Needs Assessment**
- **Researched Based Strategies** moving to **Evidence Based**
 - Are our strategies working?
 - How do we know?
 - Can we replicate?



DATA, DATA, and more DATA: evidence in state testing in Reading, Math and Science

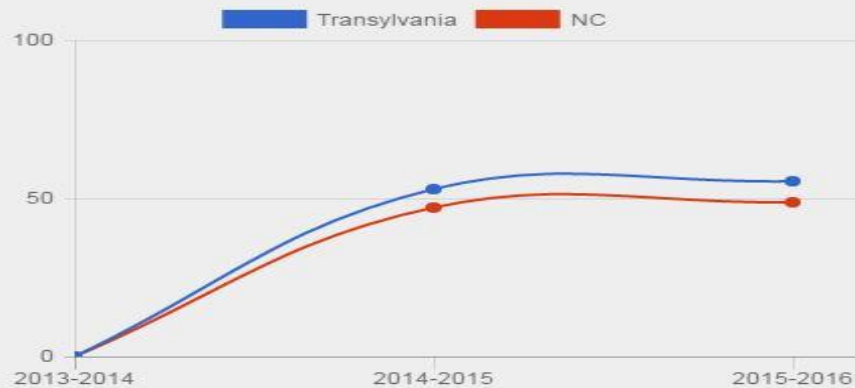
Grade Level Proficiency Trends

(Percent Level III, IV, or V)



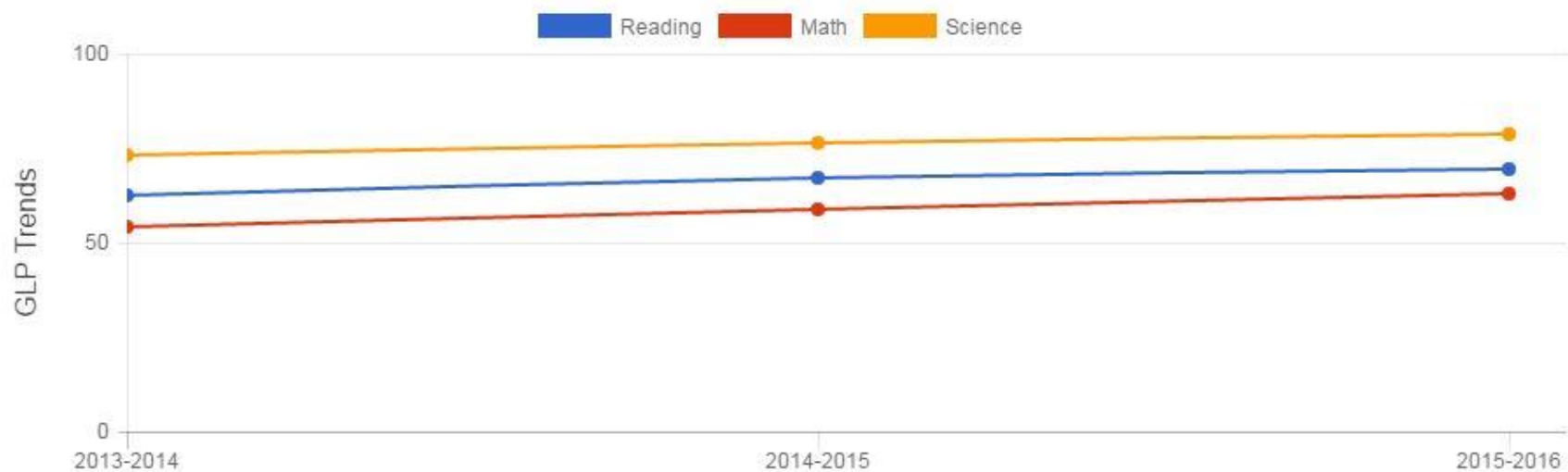
College & Career Ready Trends

(Percent Level IV, or V)



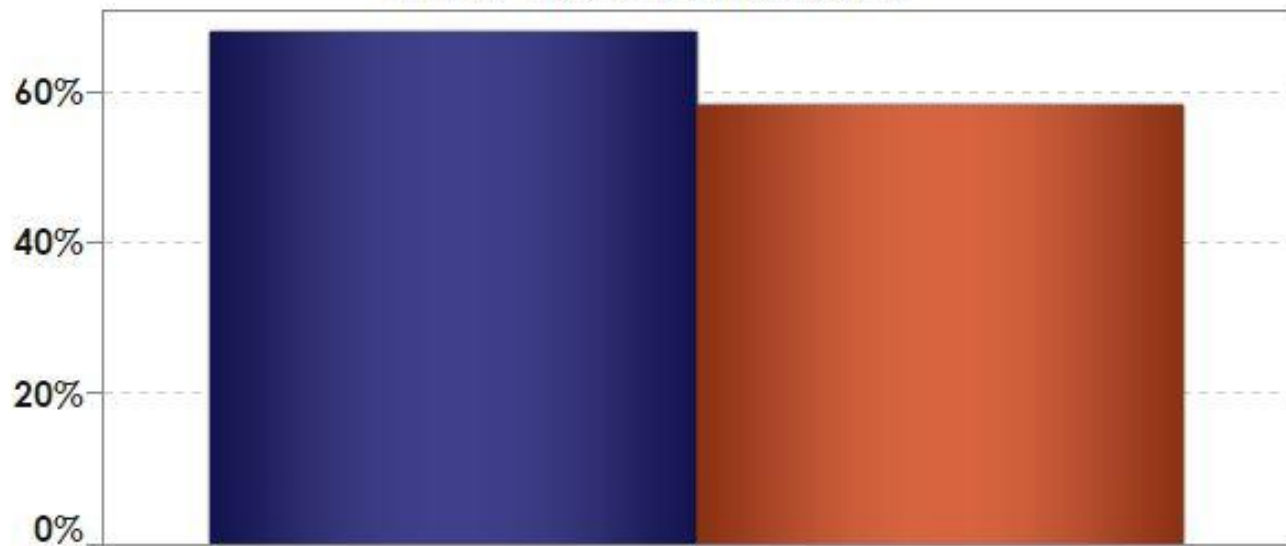
2015-2016 School Performance Grades





School Year	Subject	Students Tested	Percent Level I	Percent Level II	Percent Level III	Percent Level IV	Percent Level V	Percent CCR	Percent GLP
2015-2016	MA	1512	17.3	19.7	9.2	36.1	17.7	53.8	63
2015-2016	RD	1510	14.4	16.1	15.1	40.5	13.9	54.4	69.5
2015-2016	SC	480	7.1	14.4	11.3	46.3	21	67.3	78.5

End of Grade Performance



Transylvania County Schools

■ District Proficiency ■ State Proficiency



Overview

Level

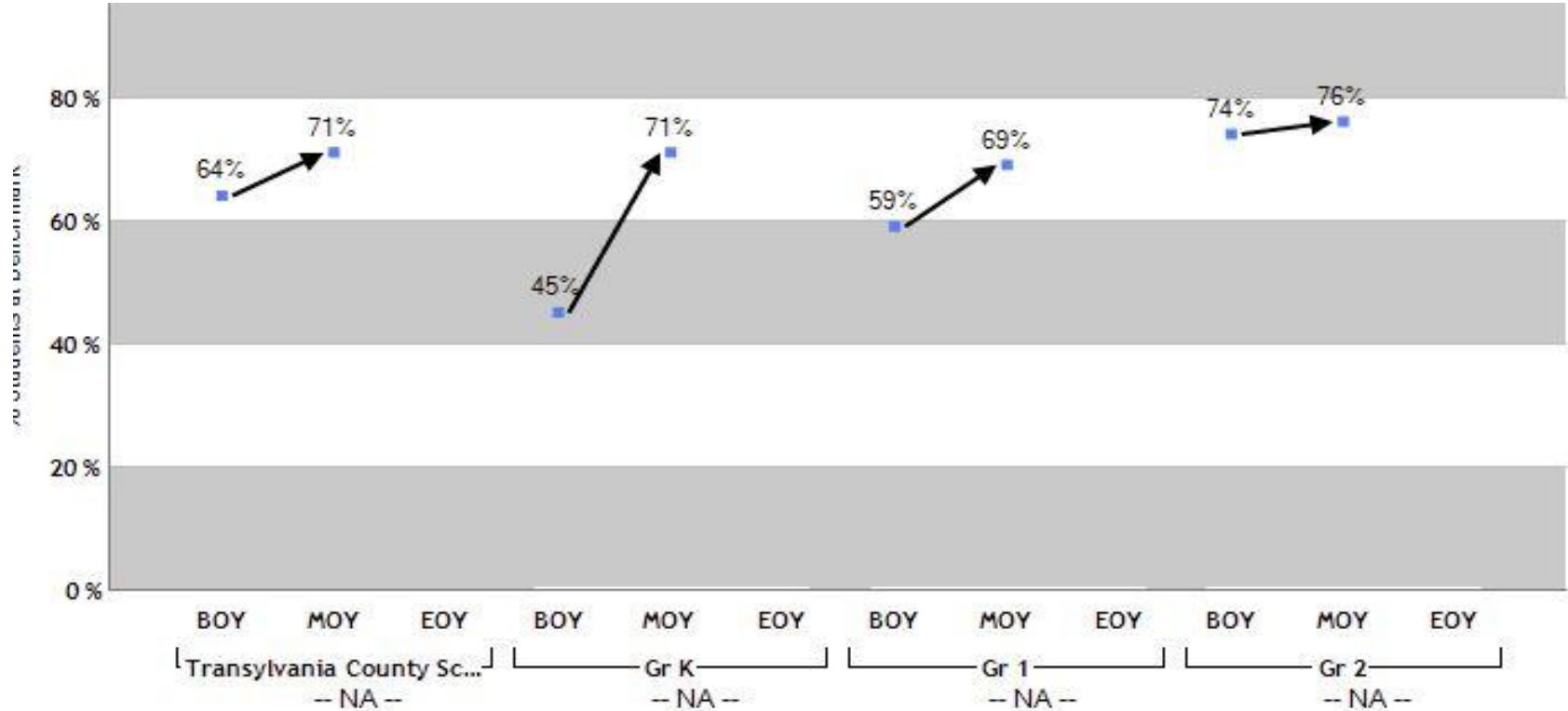
Gender

Ethnicity

Other



K-2 BOY to MOY



Is it working.....



Roadmap of Need data:

2014 Transylvania County Ranked 19th in 3rd grade Reading Proficiency

2016 Transylvania County Ranked 5th in 3rd grade Reading Proficiency

What has contributed to the success?

Pacing guides, quarterly benchmarks, looking at data

90 minute protected reading blocks, 60 minute or more math blocks

Protecting instructional time

Kindergarten

8 visits to preschools

4 visits to our school



Kindergarten Rally: 120 preschool students came through

April 11,12, and 13 Registration Days

Kids registered: 148 (BES 49, PFES 54, RES 33, TC 12)


Preparing for the K information/orientation nights

PFES: May 18, @ 5:30

RES: May 4, 5:00-6:30

BES: April 13, @ 6:00

TC: May 4, @ 4:30



Upcoming:

Summer Camp K-5th grade June 15th-30th, 8:00-2:30

Re-administration of reading and/or math (4th and 5th)

June 26 & June 27

RtA test - June 28

STEM Camp: at Blue Ridge Community College July 17-21 (32 registered)

Jumpstart to K camp: All 4 elementary schools August 7-11, 2 sessions literacy
based

Continued ongoing PD in Guided Math



Questions

?



?

?