



**School Performance**  
**Report**  
**2018-2019**

**Transylvania  
County Schools**

# Performance Data

End of Grade	End of Course
Mathematics (3-8)	English 10
Reading (3-8)	Biology
Science (5 & 8)	NC Math 1
	NC Math 3 (implemented in 2018-2019)

# Other Indicators

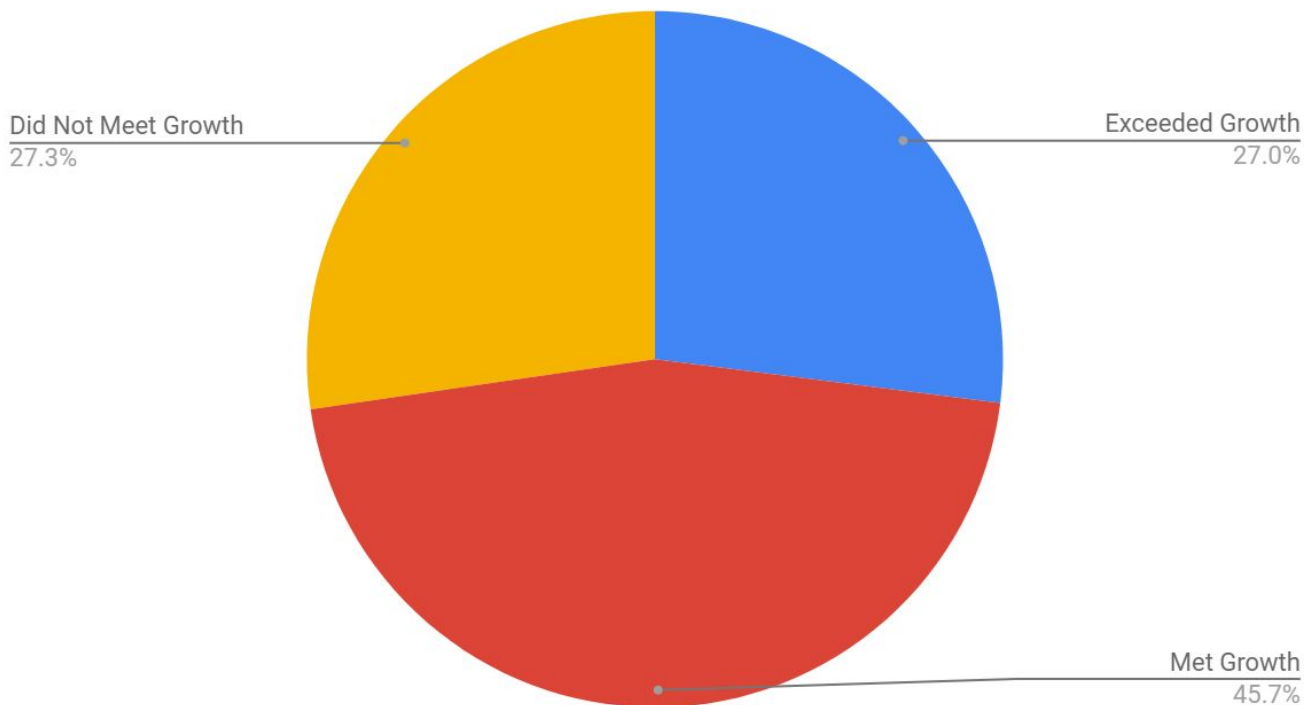
ACT (percentage of students in grade 11 who meet the UNC system minimum composite score of 17)

WorkKeys (percentage of CTE completers who earn a silver certificate or higher)

Math Course Rigor (percentage of students who pass the NC Math 3 course)

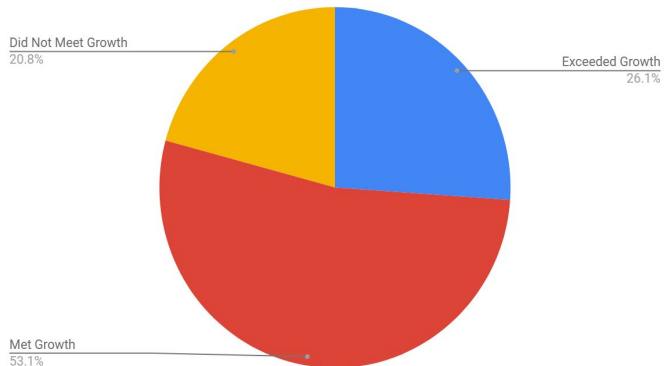
# School Accountability Growth

North Carolina 2018-2019

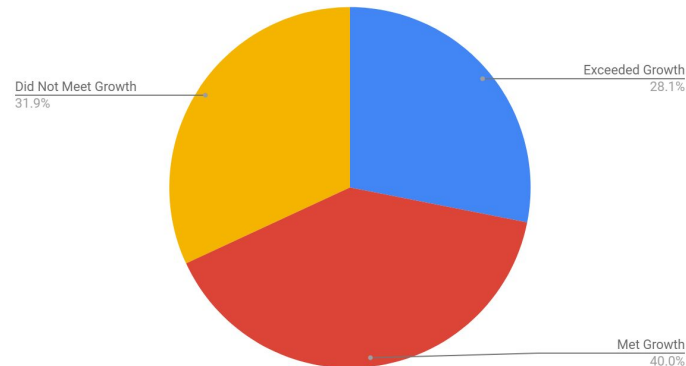


# Growth by School Type

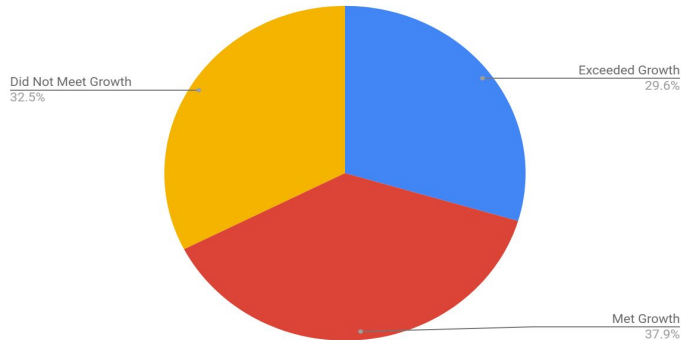
Elementary Schools North Carolina 2018-2019



Middle Schools North Carolina 2018-2019

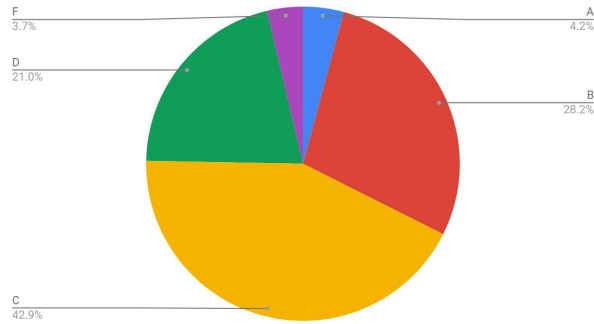


High Schools North Carolina 2018-2019

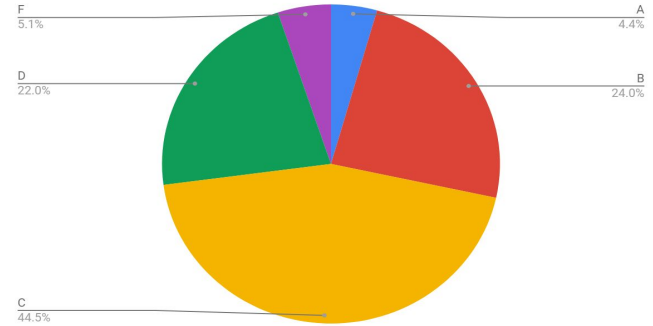


# School Performance Grades by School Type

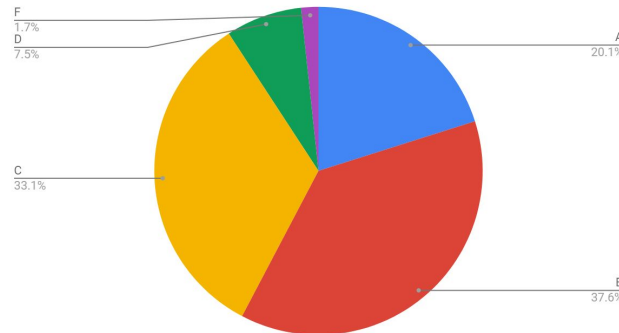
Elementary Schools North Carolina 2018-2019



Middle Schools North Carolina 2018-2019



High Schools North Carolina 2018-2019



## 2018–19 School Performance Grades and School Accountability Growth by Percentage of Students Identified as Economically Disadvantaged

Table 1. *Number and Percent of Schools by Letter Grade and EDS Percent Ranges\**

Percent EDS	Measure	School Performance Grade					
		A	B	C	D	F	Total
State Level	Percent	8.0	29.3	41.1	18.1	3.6	2,543
0–20%	Number	91	110	33	5	0	239
	Percent	38.1	46.0	13.8	2.1	0.0	
21%–40%	Number	66	292	118	19	2	497
	Percent	13.3	58.8	23.7	3.8	0.4	
41%–60%	Number	40	264	494	139	17	954
	Percent	4.2	27.7	51.8	14.6	1.8	
61%–80%	Number	5	79	356	230	49	719
	Percent	0.7	11.0	49.5	32.0	6.8	
81%–100%	Number	1	0	43	67	23	134
	Percent	0.7	0.0	32.1	50.0	17.2	

\*Due to rounding, the percent of schools may not total 100%.

Table 2. *Growth Status and EDS Percent Ranges\**

Percent EDS	Measure	Growth Status			
		Exceeded	Met	Did Not Meet	Total
State Level	Percent	27.5	45.8	26.7	2,523
0–20%	Number	86	89	58	233
	Percent	36.9	38.2	24.9	
21%–40%	Number	158	234	95	487
	Percent	32.4	48.0	19.5	
41%–60%	Number	254	443	248	945
	Percent	26.9	46.9	26.2	
61%–80%	Number	167	335	219	721
	Percent	23.2	46.5	30.4	
81%–100%	Number	29	55	53	137
	Percent	21.2	40.1	38.7	

\*Due to rounding, the percent of schools may not total 100%.

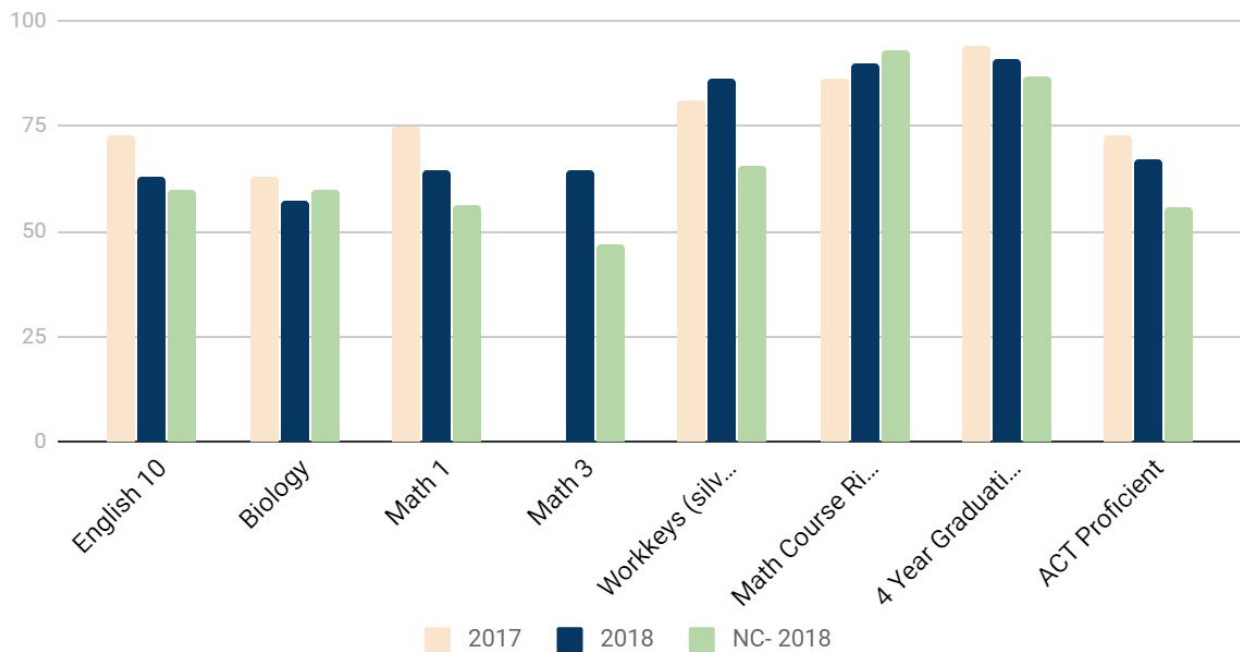
Brevard Elementary School- 61%  
 Pisgah Forest Elementary School- 52%  
 Rosman Elementary School- 65%  
 TC Henderson School of Science & Technology- 80%  
 Brevard Middle School- 49%  
 Rosman Middle School- 62%  
 Brevard High School- 36%  
 Rosman High School- 45%

Exceeded  
Growth  
B

# Brevard

## High School

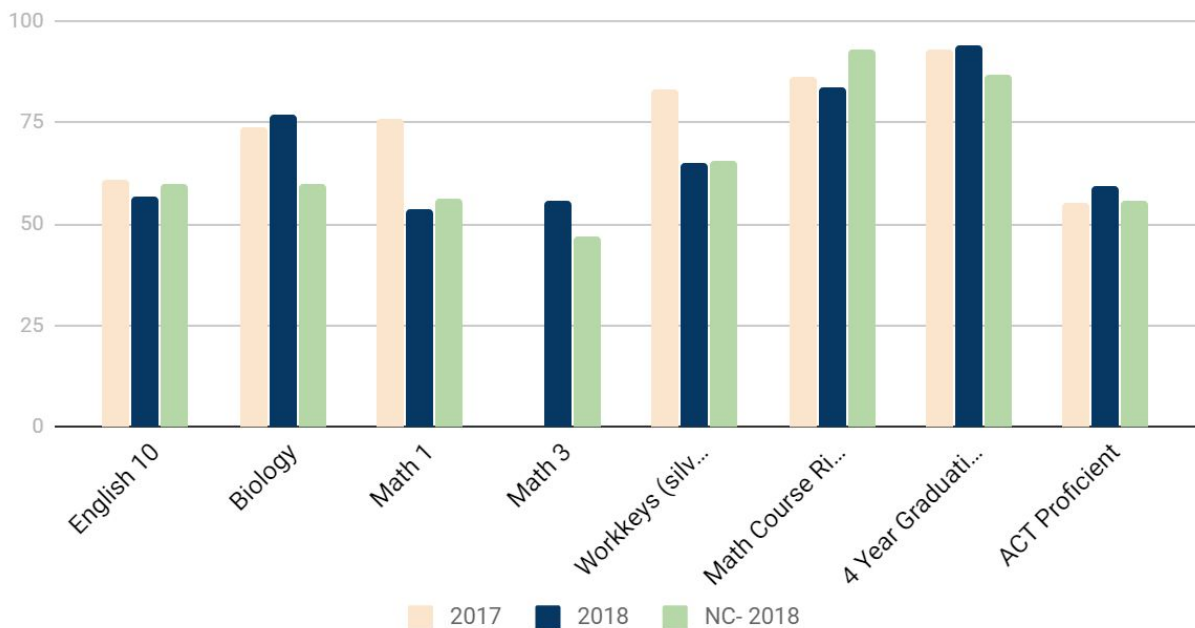
Believe in Education, Honor All People, Succeed in Life



# Met Growth B

## Rosman High School

Creating a challenging learning environment which encourages high academic achievement  
And fosters personal growth.



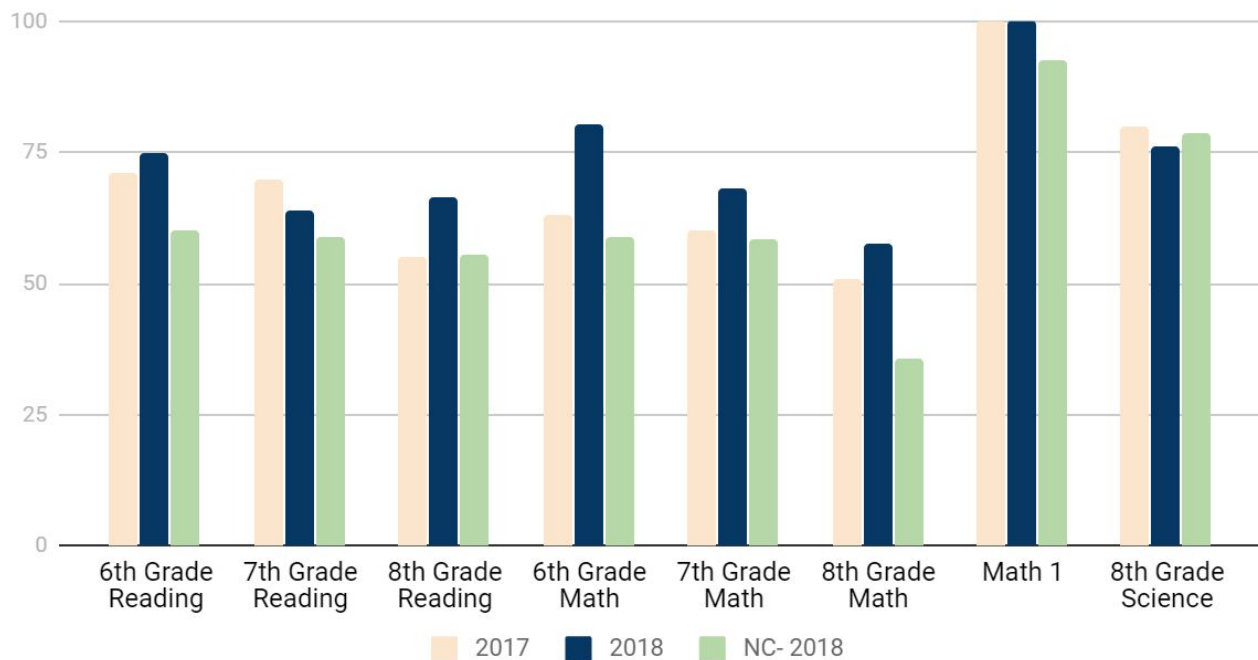


Exceeded  
Growth  
B

# Brevard

## Middle School

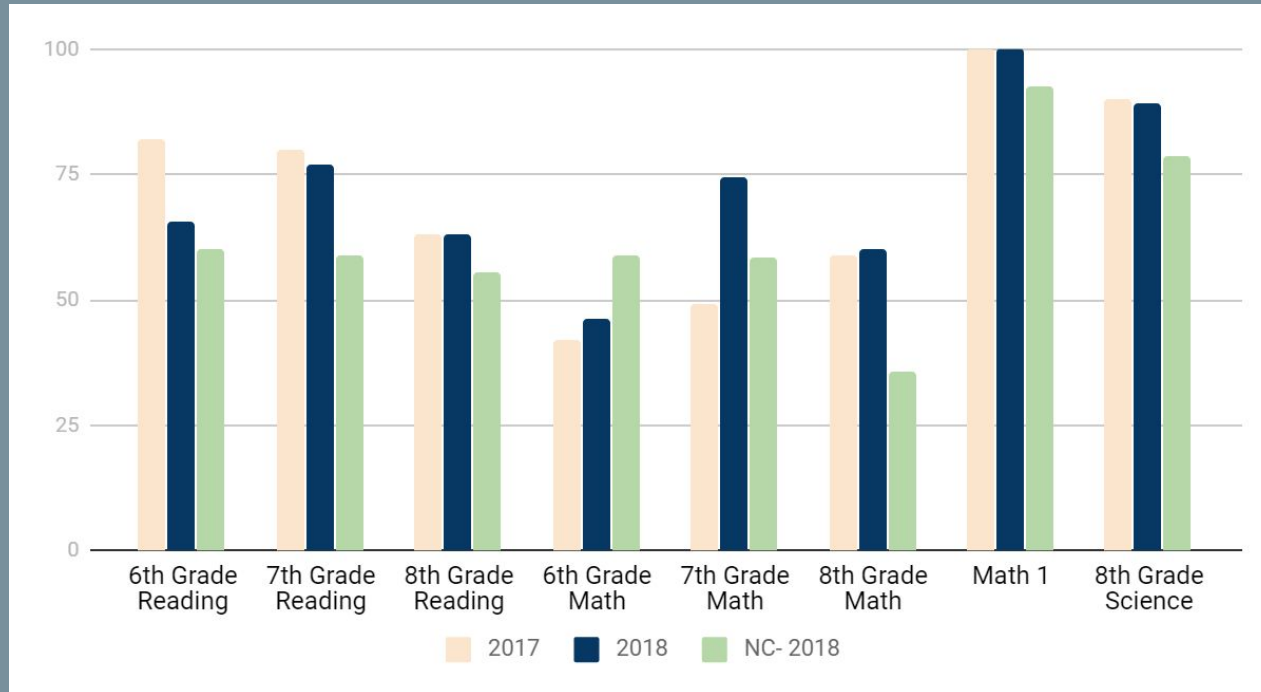
Believe All Children Can Learn, Learn for the Future, Unify our School Community,  
Enrich through a Safe and Supportive Environment.



# Exceeded Growth B

## Rosman Middle School

Cooperation among all, **Academic growth**, **Respect** for ourselves and others, **Excellence** in everything we do, and **Success** for all students.

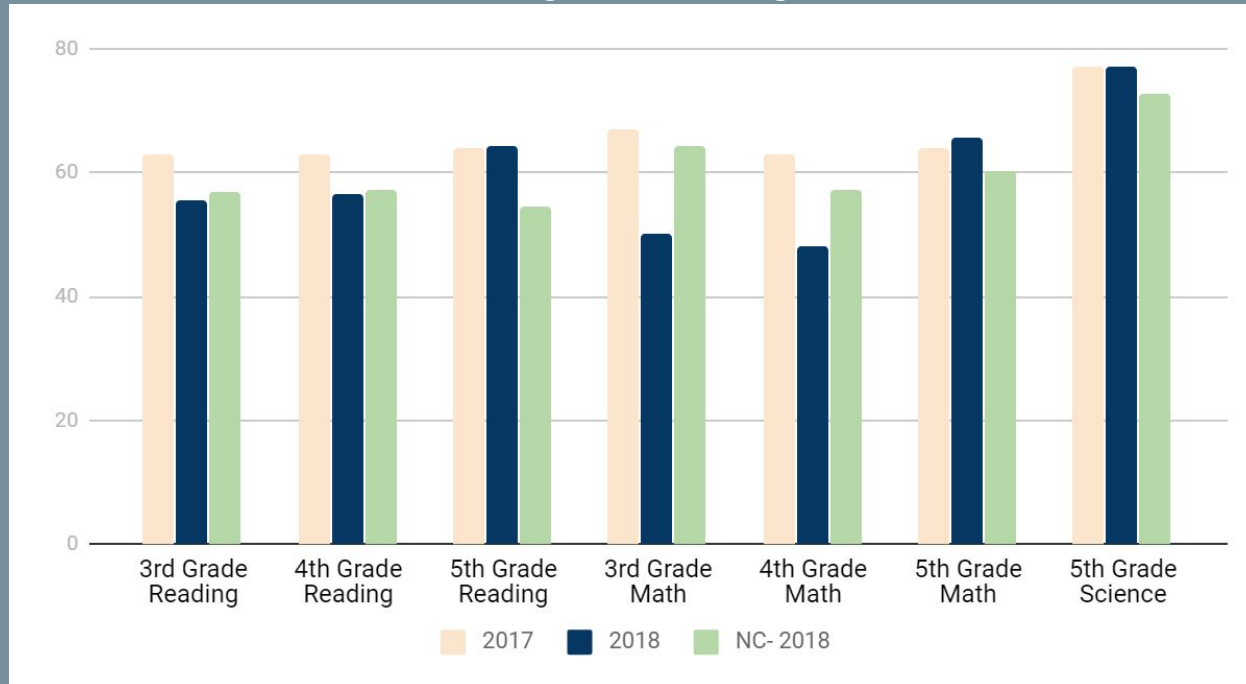


Did Not  
Meet  
Growth  
C

# Brevard

## Elementary School

A model for educational excellence. It will be a place where a foundation is created for good citizenship and a lifelong love of learning.

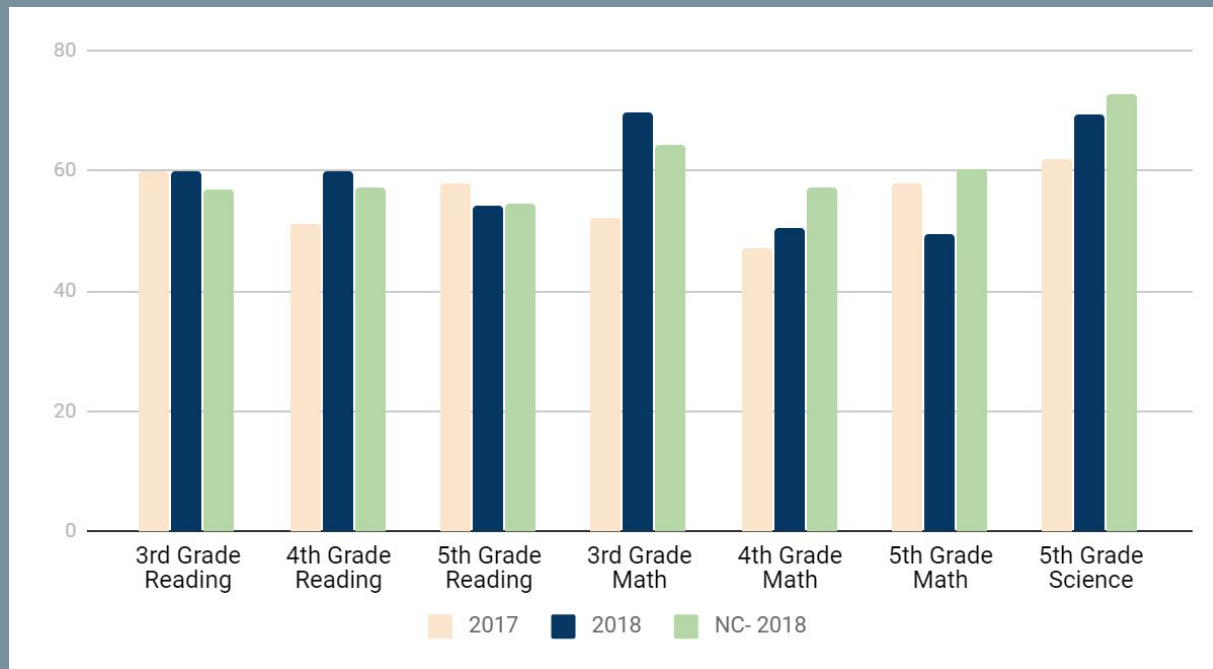


Exceeded  
Growth  
C

# Pisgah Forest

## Elementary School

Working together with parents and community to meet the needs of all students, empowering them to become respectful and productive in society.

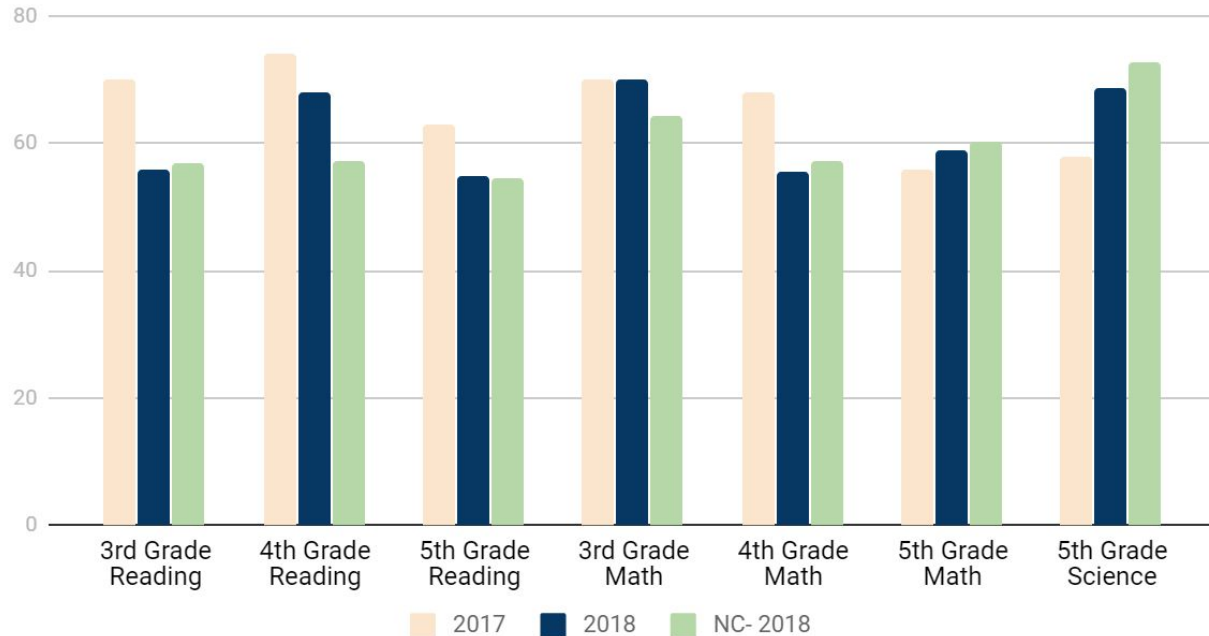


Did Not  
Meet  
Growth  
C

# Rosman

## Elementary School

A family of learners and we ROAR even when no one is watching.  
R - Respect O - Organized A - (Good) Attitude R - Responsibility



Met  
Growth  
B

# *T.C. Henderson*

## Elementary School of Science and Technology

We can all achieve educational excellence and become productive citizens by working together.

