



Rosman Elementary Bus Parking for Transylvania County Schools

July 18, 2008

Symbol	Description
	Spot Elevation
	Existing Contours
	New Contours
	New Concrete Sidewalks
	Storm Drain
	Fence Line

Date	7/18/08
Revisions	

Building Code Summary

Name of Project: Rosman Elementary Bus Parking
 Address: Rosman, North Carolina
 Proposed Use: Bus Parking
 Owner/Authorized Agent: The Transylvania County Board of Education
 Norris Barger Phone: 828-684-6113

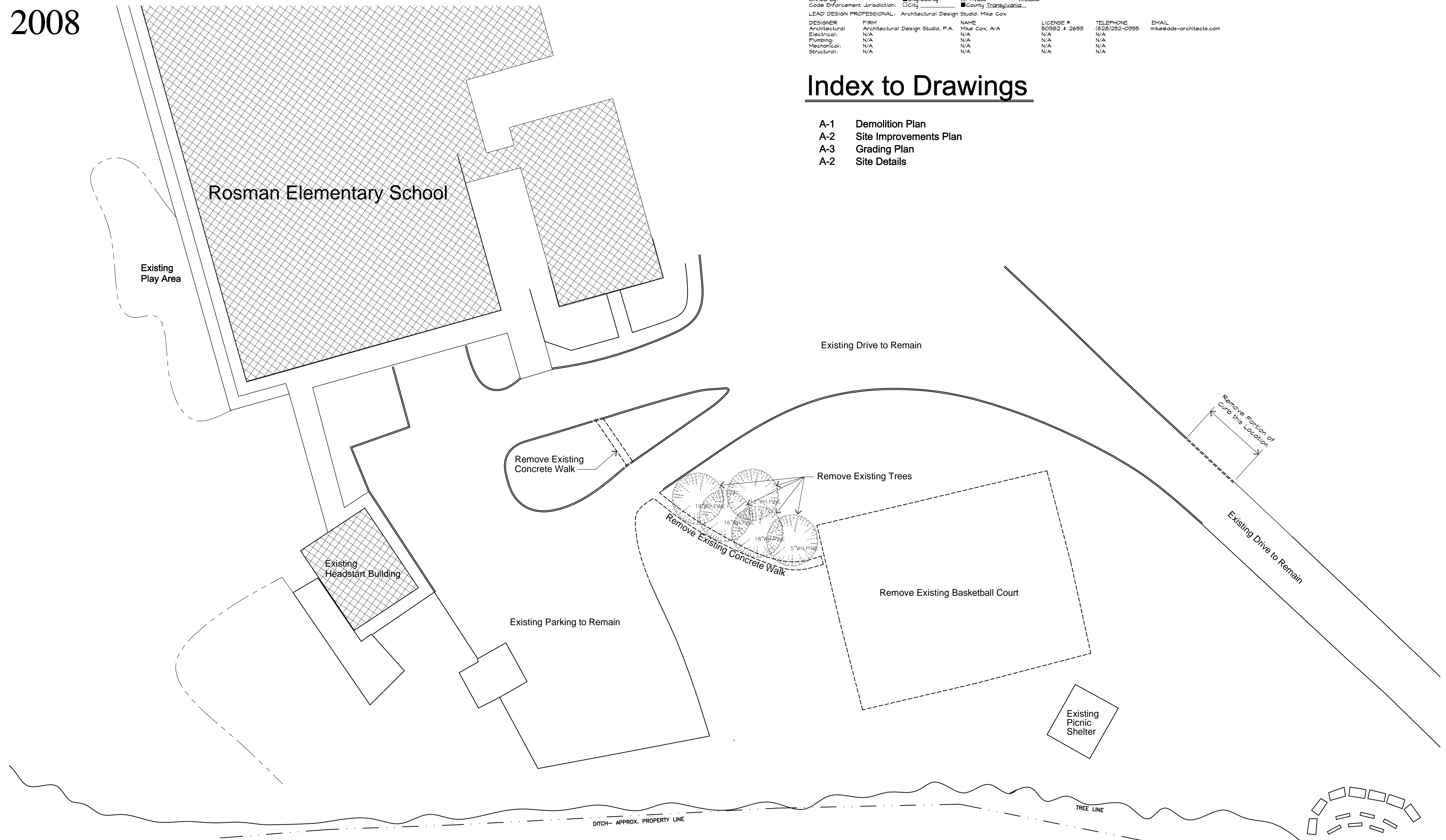
Owned By: City/County Private State
 Code Enforcement Jurisdiction: City County Transylvania

LEAD DESIGN PROFESSIONAL: Architectural Design Studio, Mike Cox

DESIGNER	FIRM	NAME	LICENSE #	TELEPHONE	EMAIL
Architectural	Architectural Design Studio, P.A.	Mike Cox, AIA	50382 + 2653	(828)252-0355	mike@ads-architects.com
Electrical	N/A	N/A	N/A	N/A	N/A
Plumbing	N/A	N/A	N/A	N/A	N/A
Mechanical	N/A	N/A	N/A	N/A	N/A
Structural	N/A	N/A	N/A	N/A	N/A

Index to Drawings

- A-1 Demolition Plan
- A-2 Site Improvements Plan
- A-3 Grading Plan
- A-2 Site Details



Rosman Elementary Bus Parking - Demolition Plan
 Scale 1" = 20'



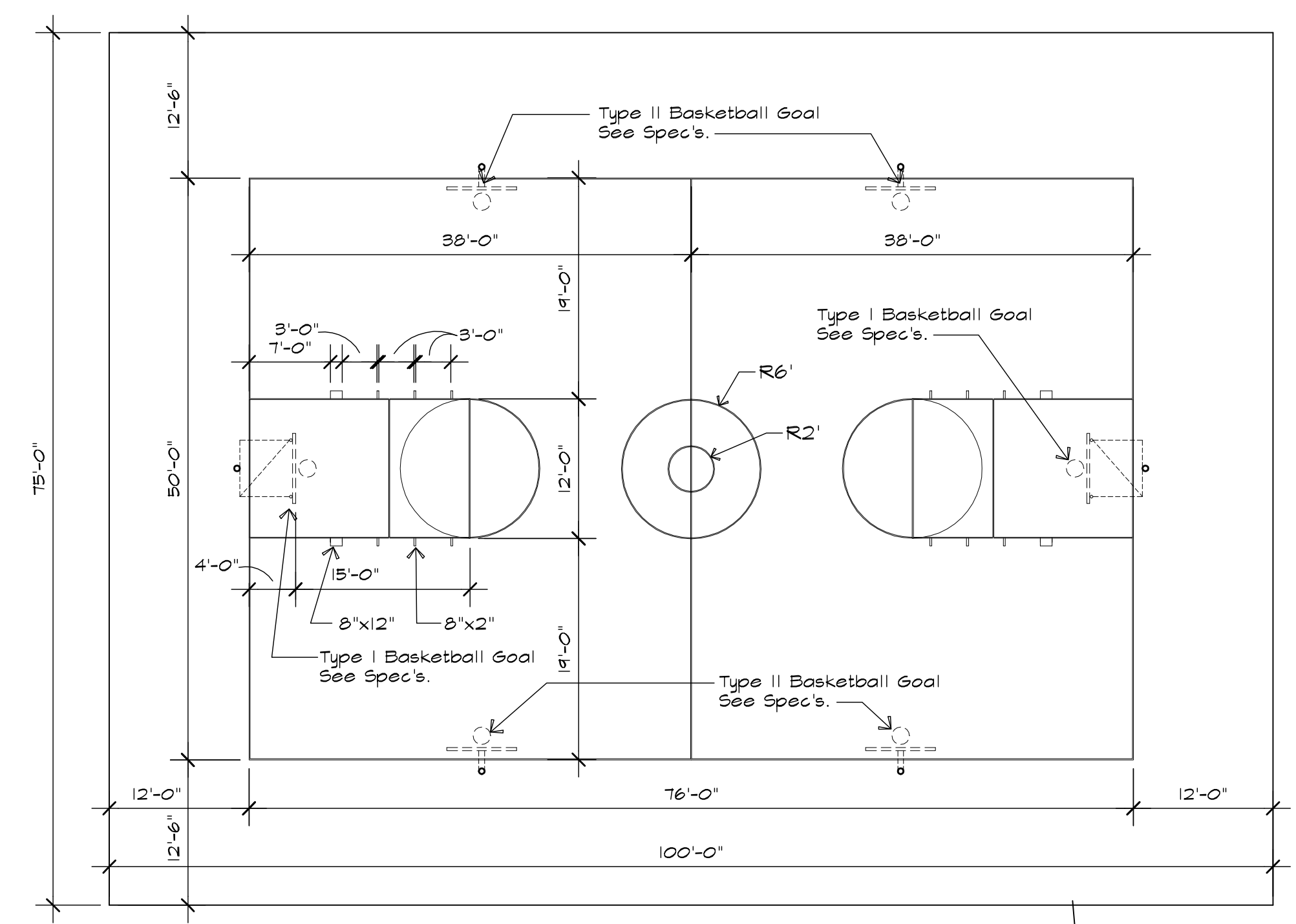
Rosman Elementary Bus Parking
Rosman, North Carolina

Architectural Design Studio, P.A.
90 Church Street, Asheville, NC 28801 Phone: 828.252.0355 Fax: 828.252.4059

Sheet	A-1
-------	-----



Legend	
Symbol	Description
	Spot Elevation
	Existing Contours
	New Contours
	New Concrete Sidewalks
	Storm Drain
	Fence Line

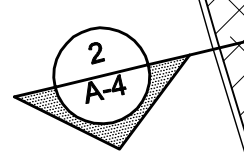


1 Court Markings
A-2 3/32" = 1'-0"

Rosman Elementary School

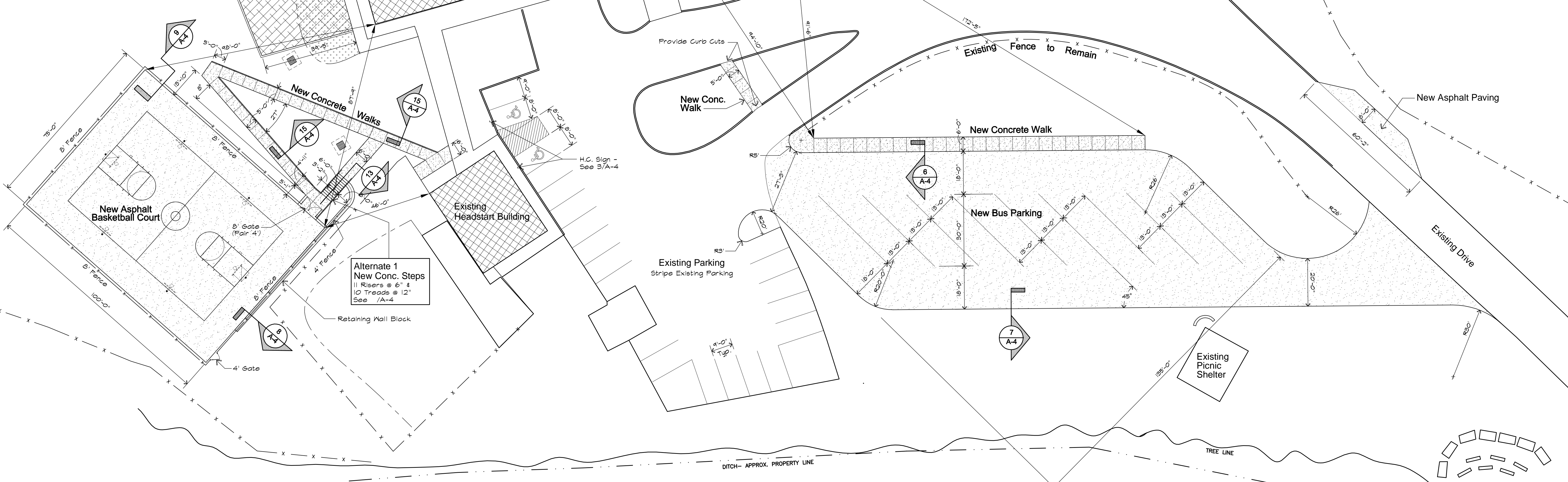
Alternate 2
New Mulched
Play Area

6 x 8 Timber Curb,
See 2/A-4



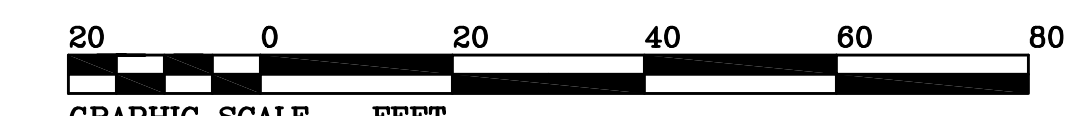
Remove and Reset Existing
Playground Equipment as
Required for Installation of
Drainage, Base, and Mulch

Existing
Play Area



Alternate 1
New Conc. Steps
11 Risers @ 6" &
10 Treads @ 12"
See 1/A-4

OPTION 1



GRAPHIC SCALE - FEET
Rosman Elementary Bus Parking - Site Improvements
Scale 1" = 20'



Rosman Elementary Bus Parking
Rosman, North Carolina

Architectural Design Studio, P.A.
90 Church Street, Asheville, NC 28801 Phone: 828.252.0355 Fax: 828.252.4059



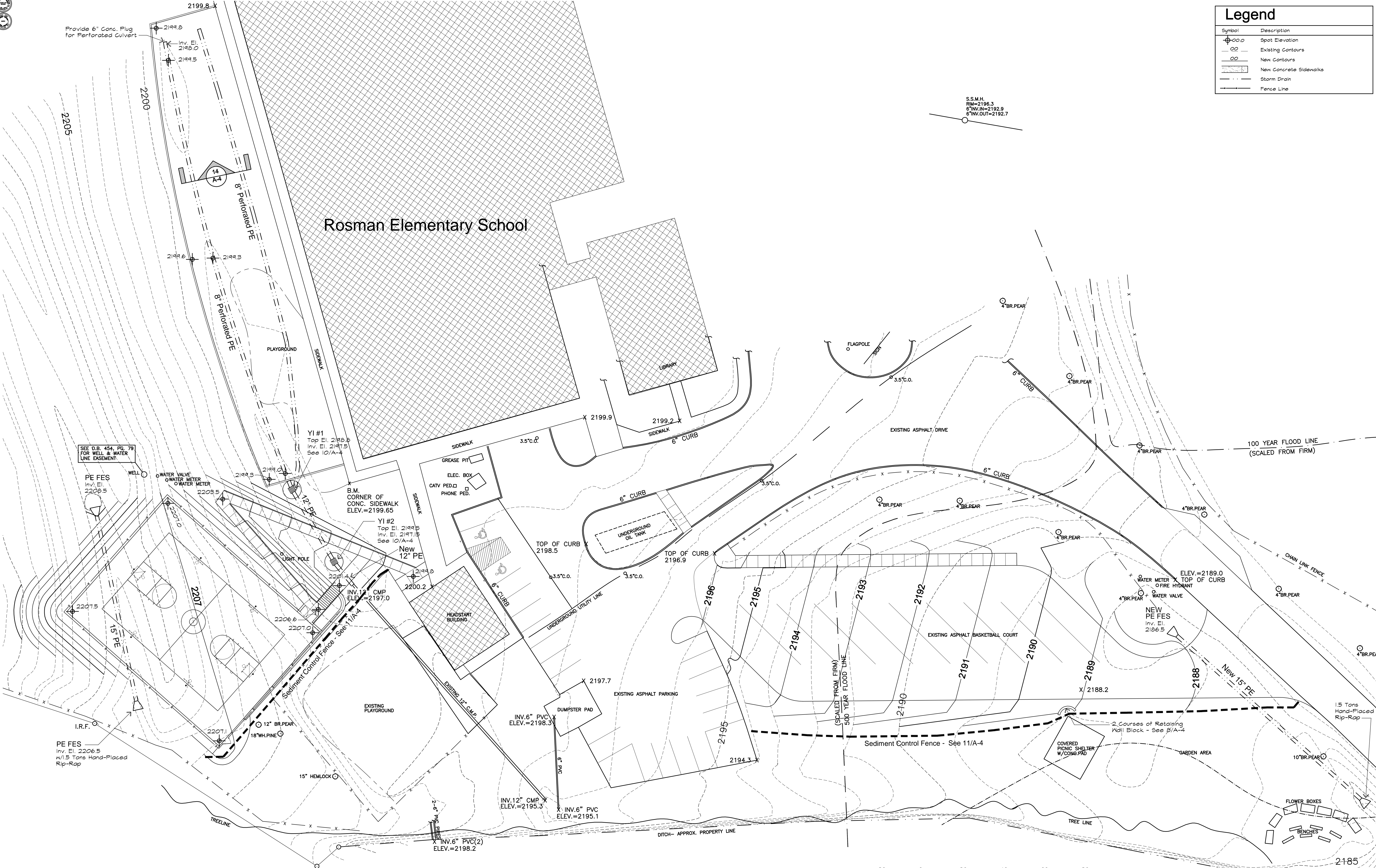
Legend	
Symbol	Description
⊕	Spot Elevation
---	Existing Contours
---	New Contours
---	New Concrete Sidelwalks
---	Storm Drain
---	Fence Line

Date	7/18/08
Revisions	

Provide 6" Conc. Plug for Perforated Culvert

S.S.M.H.
RM=2196.3
6" INV. IN=2192.9
6" INV. OUT=2192.7

Rosman Elementary School



Rosman Elementary Bus Parking

Rosman, North Carolina

Architectural Design Studio, P.A.
90 Church Street, Asheville, NC 28801 Phone: 828.252.0355 Fax: 828.252.4059



GRAPHIC SCALE - FEET
Rosman Elementary Bus Parking - Grading Plan
Scale 1" = 20'



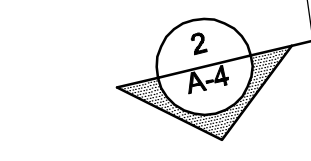
OPTION 1



Legend	
Symbol	Description
	Spot Elevation
	Existing Contours
	New Contours
	New Concrete Sidewalks
	Storm Drain
	Fence Line

Date	7/18/08
Revisions	

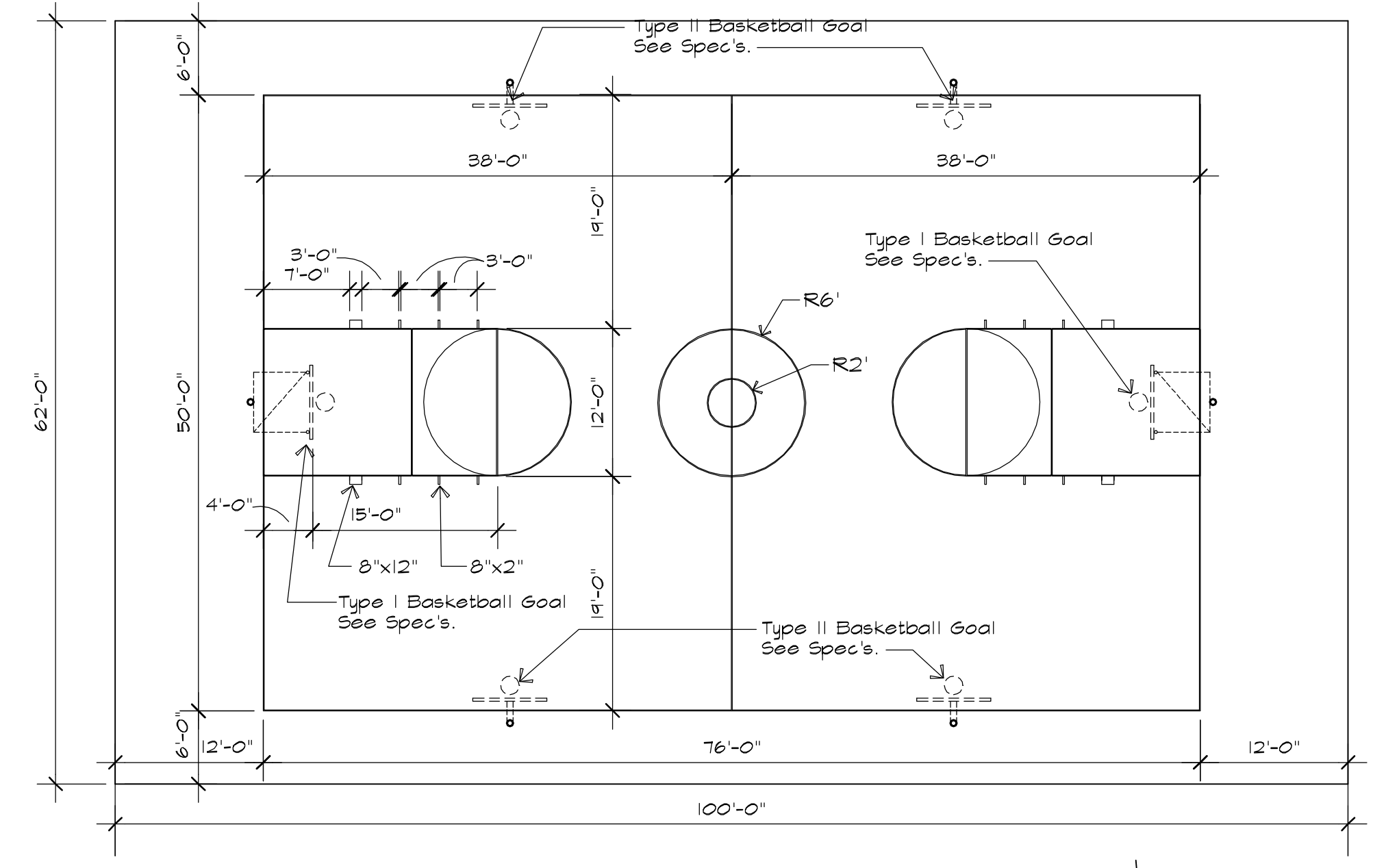
Alternate 2
New Mulched
Play Area



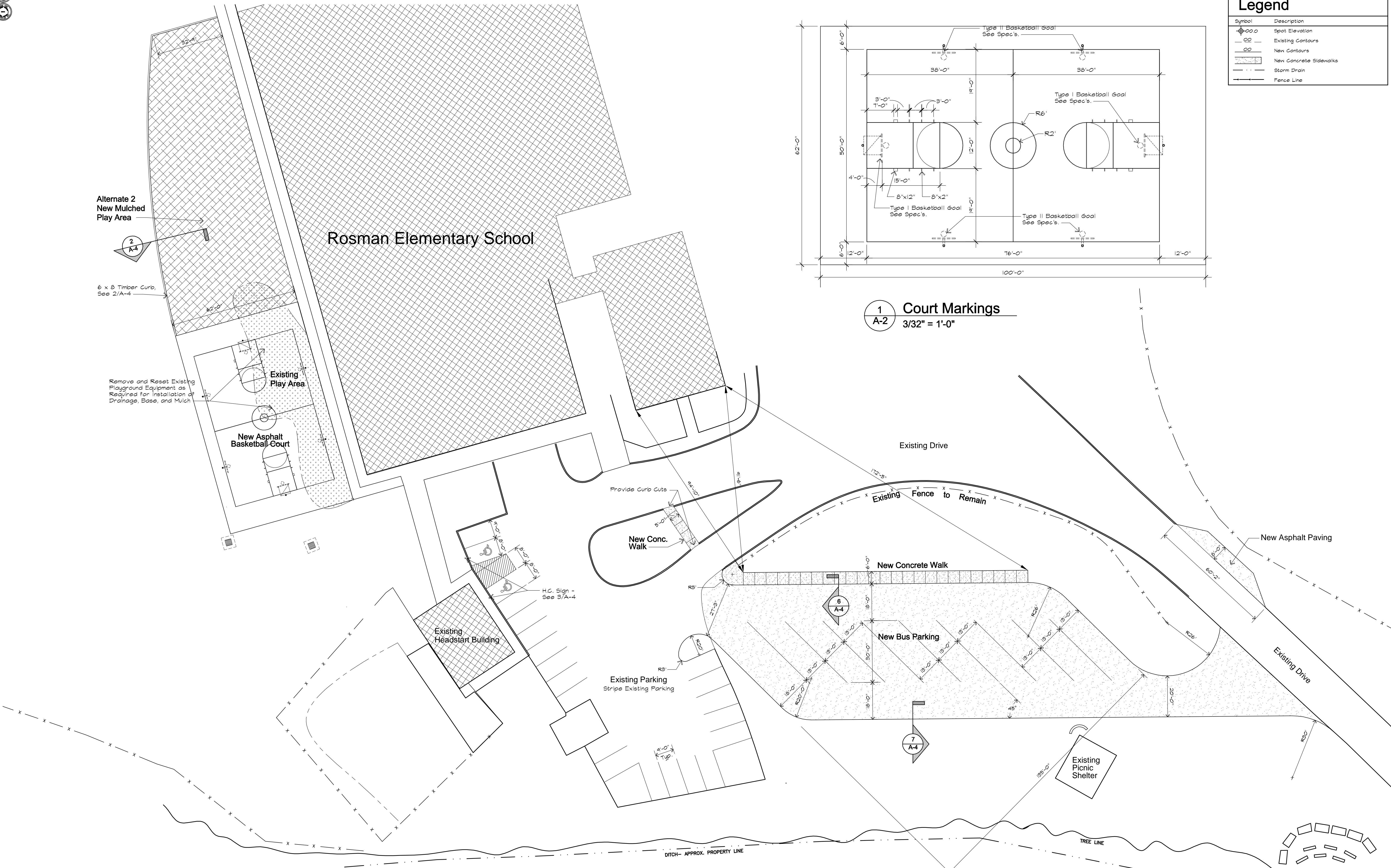
6 x 8 Timber Curb,
See 2/A-4

Remove and Reset Existing
Playground Equipment as
Required for Installation of
Drainage, Base, and Mulch

Rosman Elementary School



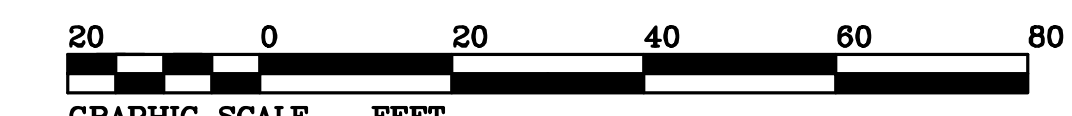
1 Court Markings
A-2 3/32" = 1'-0"




Rosman Elementary Bus Parking
Rosman, North Carolina

Architectural Design Studio, P.A.
90 Church Street, Asheville, NC 28801 Phone: 628.252.0355 Fax: 628.252.4059

OPTION 2



GRAPHIC SCALE - FEET
Rosman Elementary Bus Parking - Site Improvements
Scale 1" = 20'



Sheet
A-2



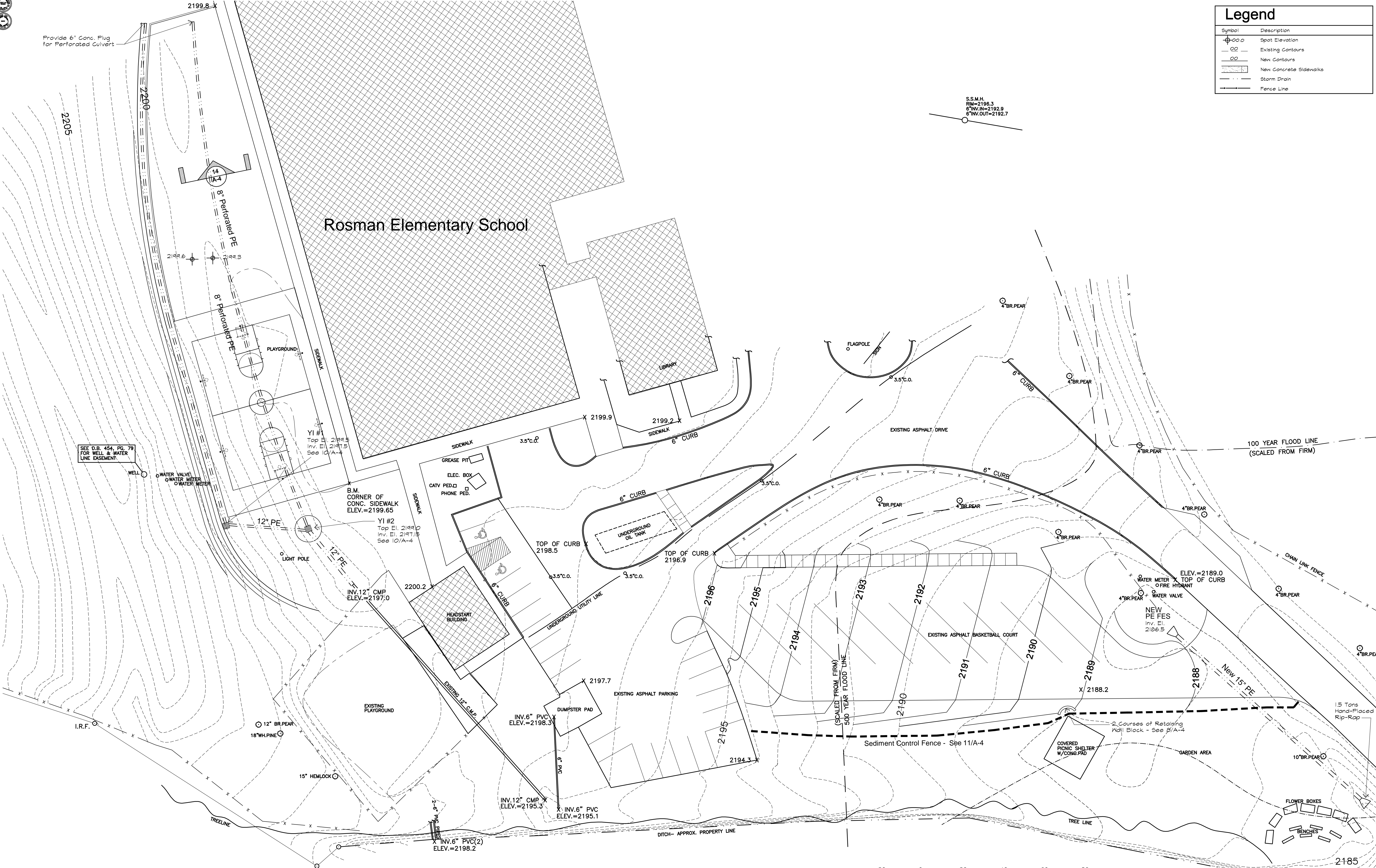
Legend	
Symbol	Description
⊕	Spot Elevation
---	Existing Contours
---	New Contours
---	New Concrete Sidewalks
---	Storm Drain
---	Fence Line

Date	7/18/08
Revisions	

Provide 6" Conc. Plug for Perforated Culvert

S.S.M.H.
RM=2196.3
6" INV.=2192.9
6" INV.OUT=2192.7

Rosman Elementary School



SEE D.B. 454, PG. 79 FOR WELL & WATER LINE EASEMENT

B.M. CORNER OF CONC. SIDEWALK
ELEV.=2199.65

Y1 #2
Top El. 2199.0
Inv. El. 2197.5
See 10/A-4

INV. 6" PVC
ELEV.=2198.3

INV. 12" CMP
ELEV.=2195.3

INV. 6" PVC
ELEV.=2195.1

INV. 6" PVC(2)
ELEV.=2198.2


ELEV.=2189.0
TOP OF CURB

NEW PE FES
Inv. El. 2186.5

NEW PE FES
Inv. El. 2184



GRAPHIC SCALE - FEET
Rosman Elementary Bus Parking - Grading Plan
Scale 1" = 20'



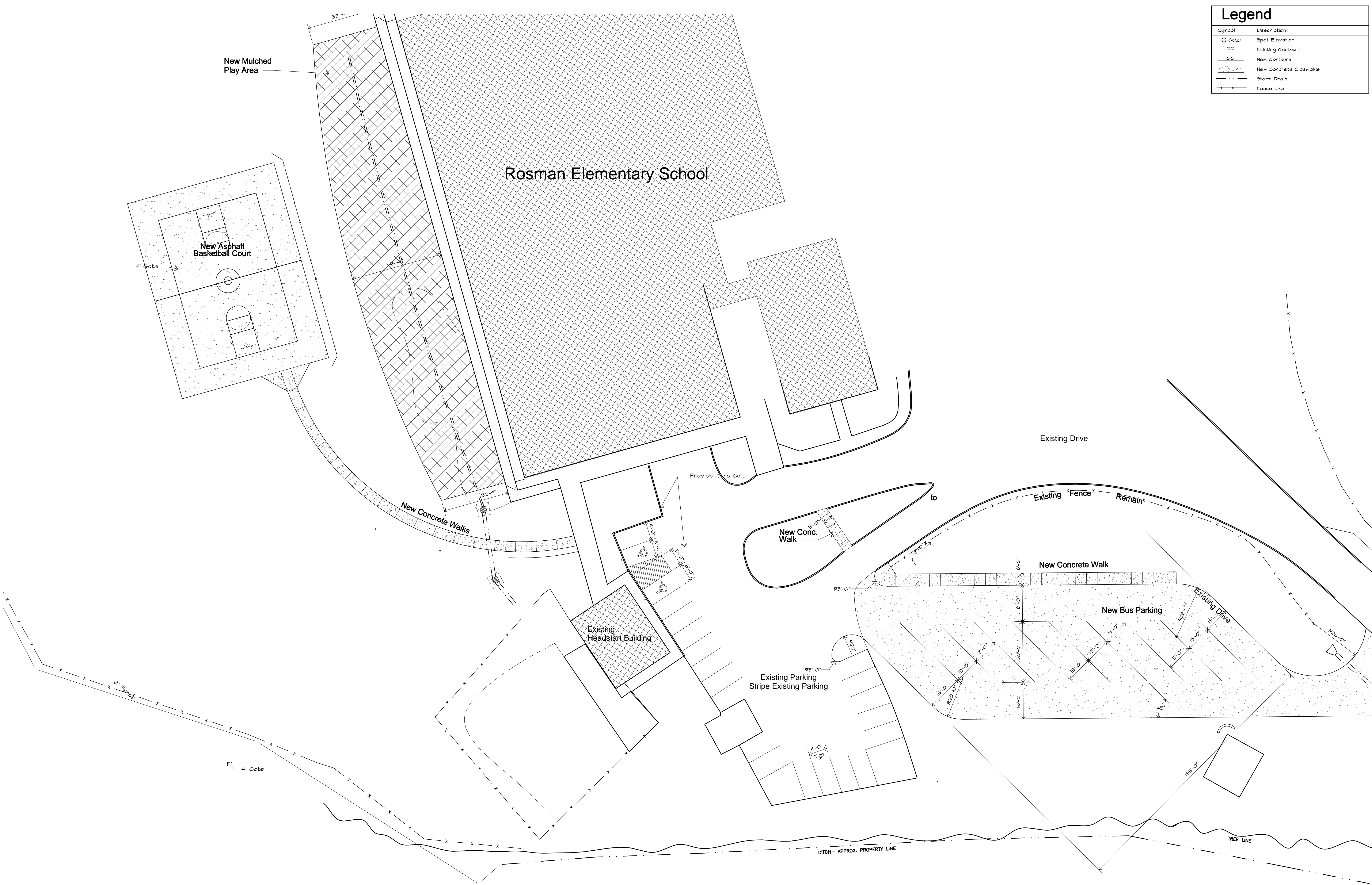
OPTION 2

Rosman Elementary Bus Parking
Rosman, North Carolina

Architectural Design Studio, P.A.
90 Church Street, Asheville, NC 28801 Phone: 828.252.0355 Fax: 828.252.4059

Sheet
A-3

Symbol	Description
⊕○○○	Spot Elevation
○○	Existing Contours
○○	New Contours
▨	New Concrete Sidewalks
---	Storm Drain
---	Fence Line



Rosman Elementary Bus Parking
Rosman, North Carolina

Architectural Design Studio, P.A.
90 Church Street, Asheville, NC 28801 Phone: 828.252.0355 Fax: 828.252.4059

Sheet
A-2

OPTION 3



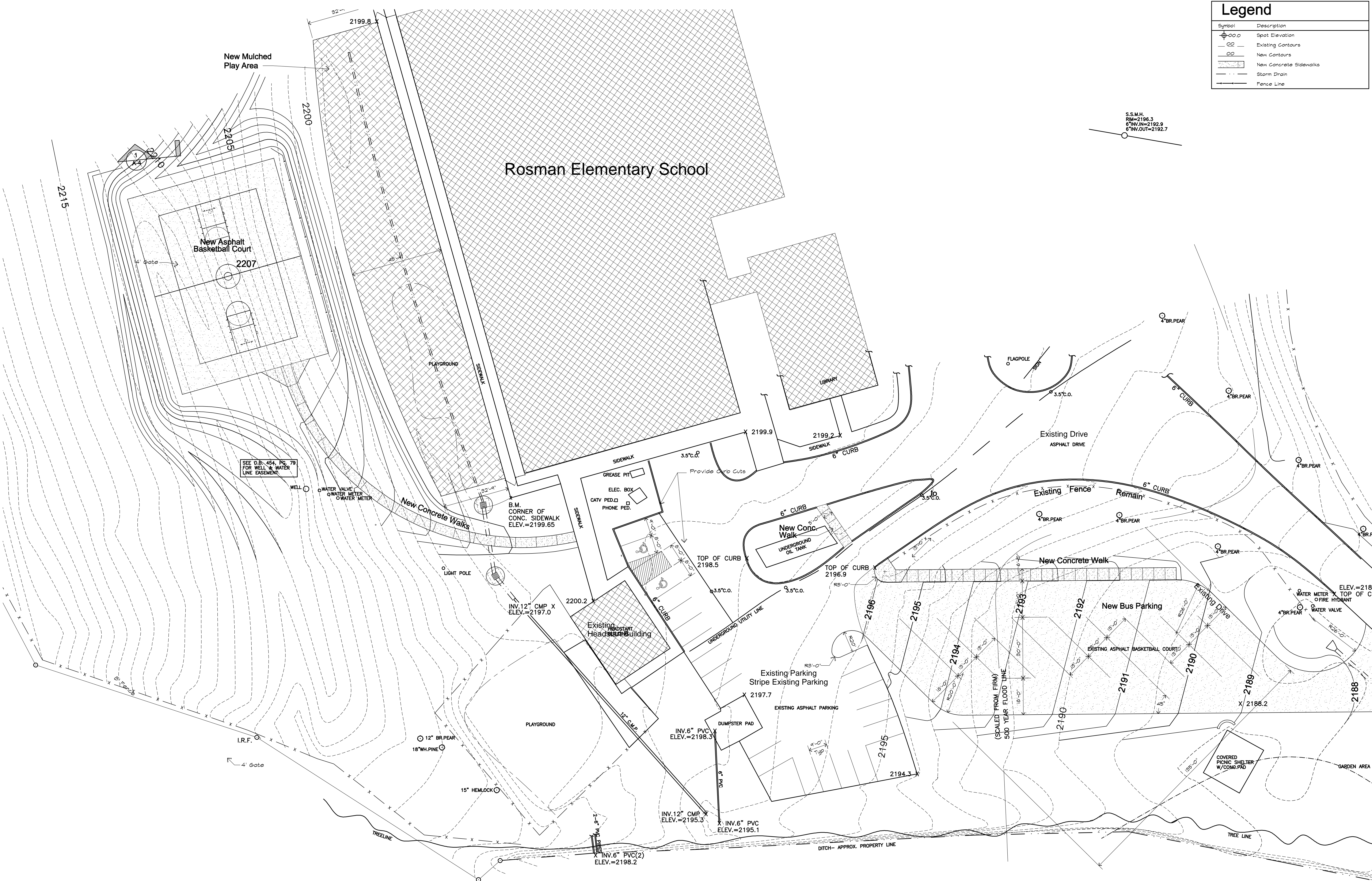
GRAPHIC SCALE - FEET
Rosman Elementary Bus Parking - Site Improvements
Scale 1" = 20'

Legend	
Symbol	Description
⊕	Spot Elevation
○	Existing Contours
○	New Contours
▨	New Concrete Sidewalks
---	Storm Drain
---	Fence Line

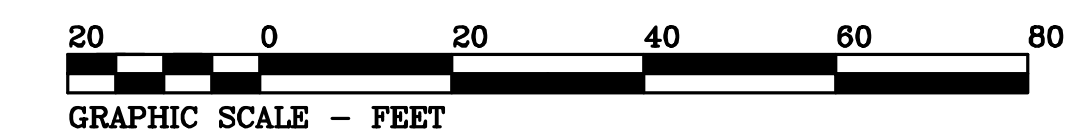
Date
7/18/08
Revisions

S.S.M.H.
RIM=2196.3
6"IN-IN=2192.9
6"IN-OUT=2192.7

Rosman Elementary School



SEE D.B. 454, PG. 79
FOR WELL & WATER
LINE BASEMENT



GRAPHIC SCALE - FEET
Rosman Elementary Bus Parking - Site Improvements
Scale 1" = 20'

OPTION 3

Rosman Elementary Bus Parking
Rosman, North Carolina

Architectural Design Studio, P.A.
90 Church Street, Asheville, NC 28801 Phone: 828.252.0355 Fax: 828.252.4059

Sheet
A-2