

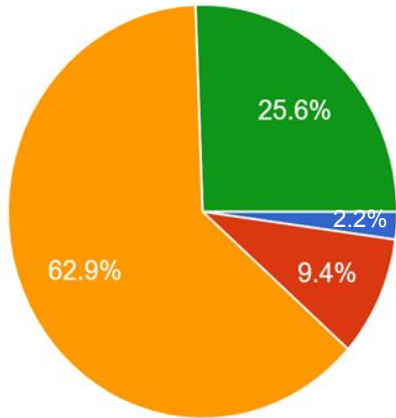


**K-5 Transition to Plan A
Parent Survey, Staff
Survey, & Social
Distancing Estimates**

Parent Survey

In regards to our current Plan B model, rate your level of comfort with COVID precautions/procedures currently taking place at your child's elementary school.

649 responses



- I am not at all comfortable with my school's COVID procedures under Plan B.
- I am slightly comfortable with my school's COVID procedures under Plan B.
- I am completely comfortable with my school's COVID procedures under Plan B.
- This question does not apply since my child is currently enrolled in the Online Learning Path.



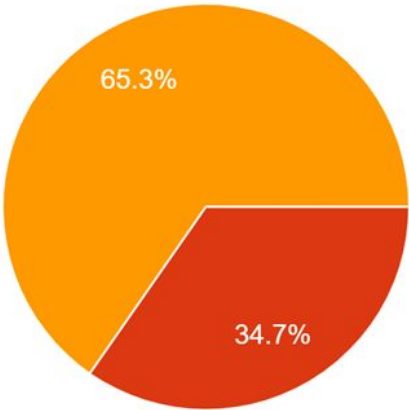
Note:

84.4% of Plan B respondents are completely comfortable;
12.6% of Plan B respondents are slightly comfortable;
2.8% of Plan B respondents are not comfortable at all.

Teacher Survey

In regards to our current Plan B model, rate your level of comfort with COVID precautions/procedures taking place.

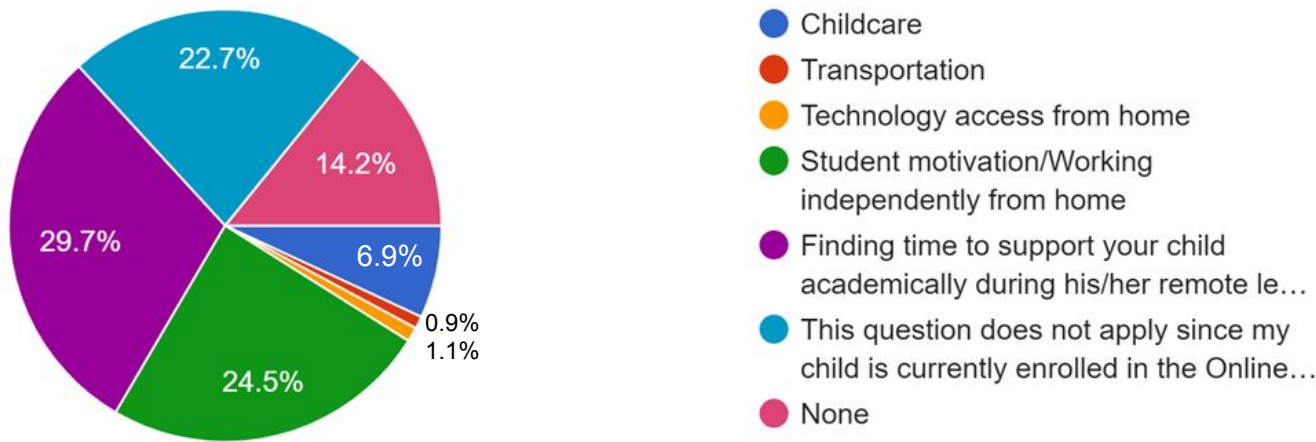
124 responses



- 1 - I am not at all comfortable with my school's Covid procedures under Plan B.
- 2 - I am slightly comfortable with my school's Covid procedures under Plan B.
- 3 - I am completely comfortable with my school's Covid procedures under Plan B.

What has been the biggest obstacle for your family under Plan B?

649 responses



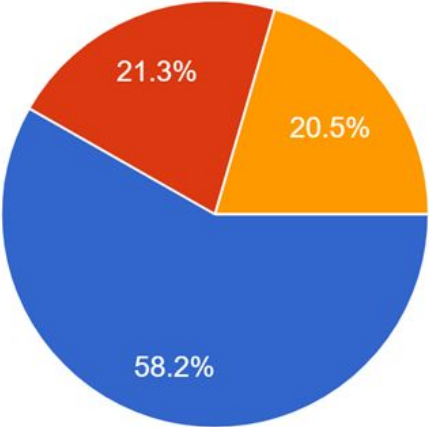
Note:

38.4% of Plan B respondents selected “Finding time to support...”;
31.7% of Plan B respondents selected “Student motivation...”;
18.3% of Plan B respondents selected “None”

Parent Survey

What is the best educational plan for your child?

649 responses



- Transition to Plan A (full capacity in school, possibly 5 days per week on campus)
- Remain in Plan B (half capacity in school, 2 days per week on campus)
- Remain in the Online Learning Path (remote learning at home all week)



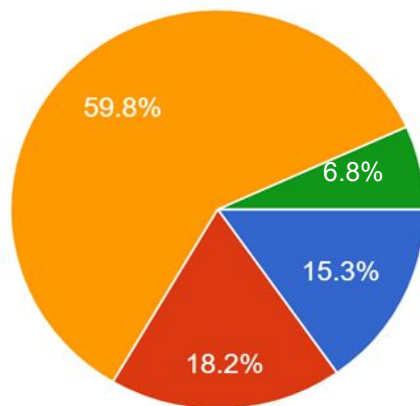
Note:

73% of Plan B respondents selected to transition to Plan A
27% of Plan B respondents selected to remain in Plan B

Parent Survey

If Plan A were chosen by the Board of Education to begin in January 2021, which statement would apply to your family.

649 responses

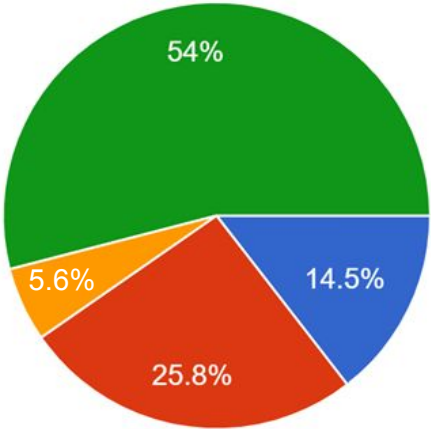


- Current Online Learning Path: My child will stay enrolled in the OLP for the rest of the school year.
- Current Online Learning Path: My child would move to face to face instruction in January 2021.
- Current Plan B Path: My child would stay enrolled in Plan B for the rest of the school year, understanding that he/she may go face to face 4-5 days per week.
- Current Plan B Path: If Plan A were implemented for 4-5 days face to face, I would want my child to move to the Online Learning Path for the rest of the school year.

Teacher Survey

If Plan A is selected, what date would be best to transition?

124 responses

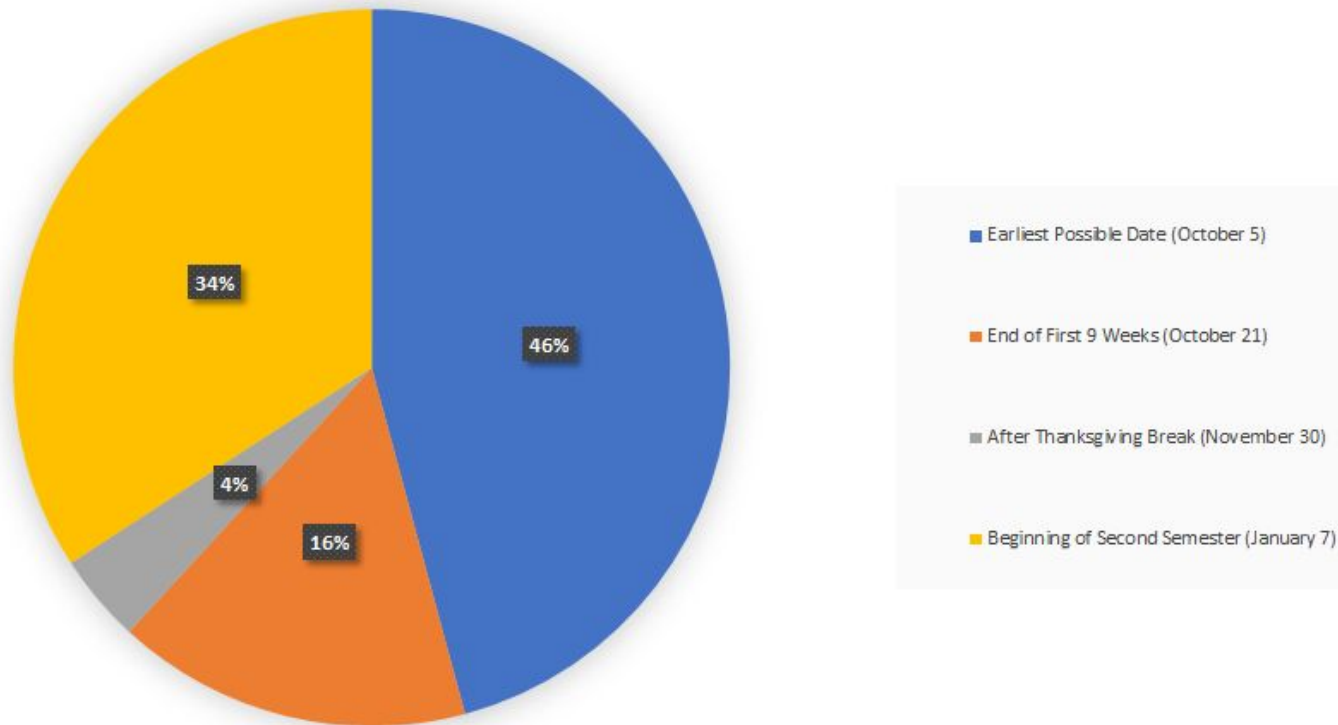


- Earliest possible date (October 5)
- End of first 9 weeks (October 21)
- After Thanksgiving Break (November 30)
- Beginning of second semester (January 7)

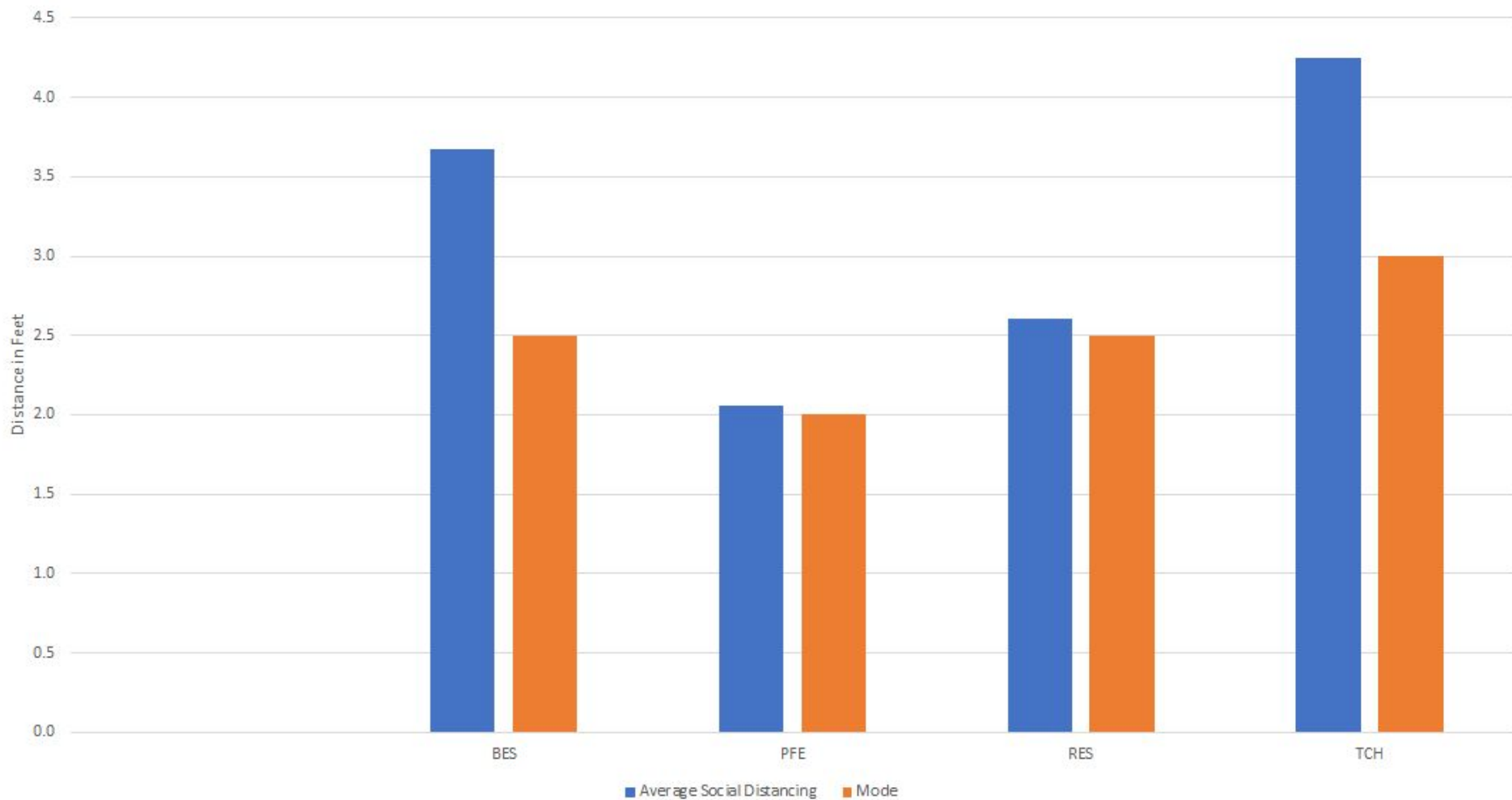
Parent Survey

If Plan A (full capacity in grades K-5) was selected by the Board of Education, what date do you feel would be best to transition for your child?

524 responses (125 OLP)



Social Distancing Estimations for Elementary Schools - Plan A



Social Distancing Estimates for Transition to Plan A- Elementary Schools

BES	Current Plan B (Group A and Group B combined) Enrollment	Social Distancing between students (Measured in Feet)	PFE	Current Plan B (Group A and Group B combined) Enrollment	Social Distancing between students (Measured in Feet)	RES	Current Plan B (Group A and Group B combined) Enrollment	Social Distancing between students (Measured in Feet)	TCH	Current Plan B (Group A and Group B combined) Enrollment	Social Distancing between students (Measured in Feet)
K	15	6	K	17	2.5	K	15	2.5	K	16	3
K	16	3.5	K	17	2.5	K	15	3	1	20	3
K	16	6	1	13	2.5	K	15	3	2	10	6
K	15	6	1	15	2	1	15	2.5	3	9	6
1	16	5	1	12	2	1	15	3	4	12	4
1	15	2.5	2	14	2	1	15	2.5	5	17	3.5
1	16	4	2	14	2.5	2	17	2.5	Average Social Distancing		4.3
1	16	4	3	15	2.5	2	19	2.5			6 to 3
2	17	2.5	3	14	2	3	15	3			3
2	18	3	3	15	2	3	15	2			
2	17	6	3	14	2	4	17	2			
3	13	3.5	4	15	2	4	16	3.5			
3	13	2.5	4	15	2	5	17	2.5			
3	17	4	4	16	2	5	19	2			
3	15	4	5	17	1.5	Average Social Distancing		2.6			
4	18	2.5	5	17	1.5			2.5 to 2			
4	20	2.5	5	16	1.5			2.5			
4	23	2	Average Social Distancing (ft)		2.1						
5	19	1.5			2.5 to 1.5						
5	20	2.5			2						
Average Social Distancing		3.7									
Range		6 to 1.5									
Mode		2.5									