

Transylvania County Schools

Covid Data

(Updated 11/15/2021)

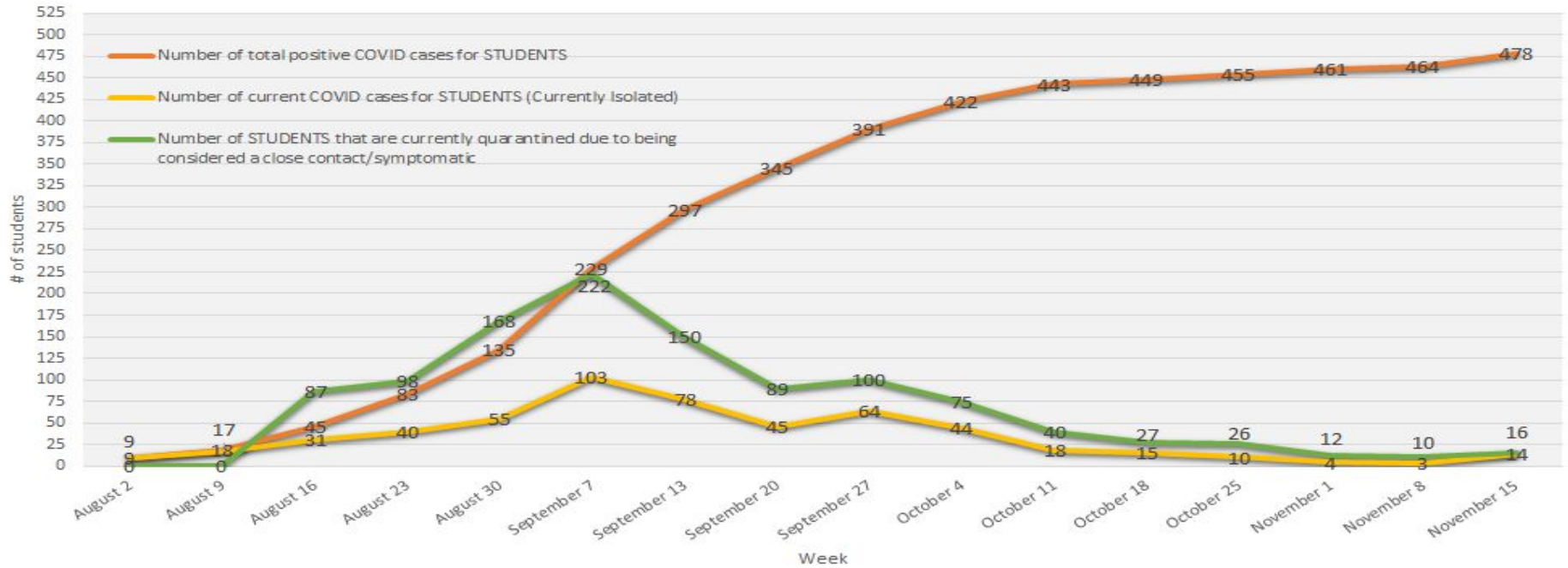
	2021-22 School Year					
School Name	Number of total positive COVID cases for STUDENTS since August 2 (August 2- November 15)	Number of current COVID cases for STUDENTS (Currently Isolated)	Number of STUDENTS that are currently quarantined due to being considered a close contact/symptomatic	Number of total positive COVID cases for STAFF since August 2 (August 2- November 15)	Number of current COVID cases for STAFF (Currently Isolated)	Number of STAFF that are currently quarantined due to being considered a close contact
Brevard Elementary	57	4	3	9	0	0
Pisgah Forest	65	0	1	7	0	0
Rosman Elementary	68	0	0	5	0	0
T.C. Henderson	12	1	1	4	0	0
Brevard Middle	68	2	5	9	1	0
Rosman Middle	42	1	0	3	0	0
Brevard High	99	6	5	6	0	0
Davidson River	14	0	0	4	0	0
Rosman High	53	0	1	12	0	0
Central Office/ Bus Garage	NA	NA	NA	3	0	0
Totals	478	14	16	62	1	0

Transylvania County Schools Weekly Summary

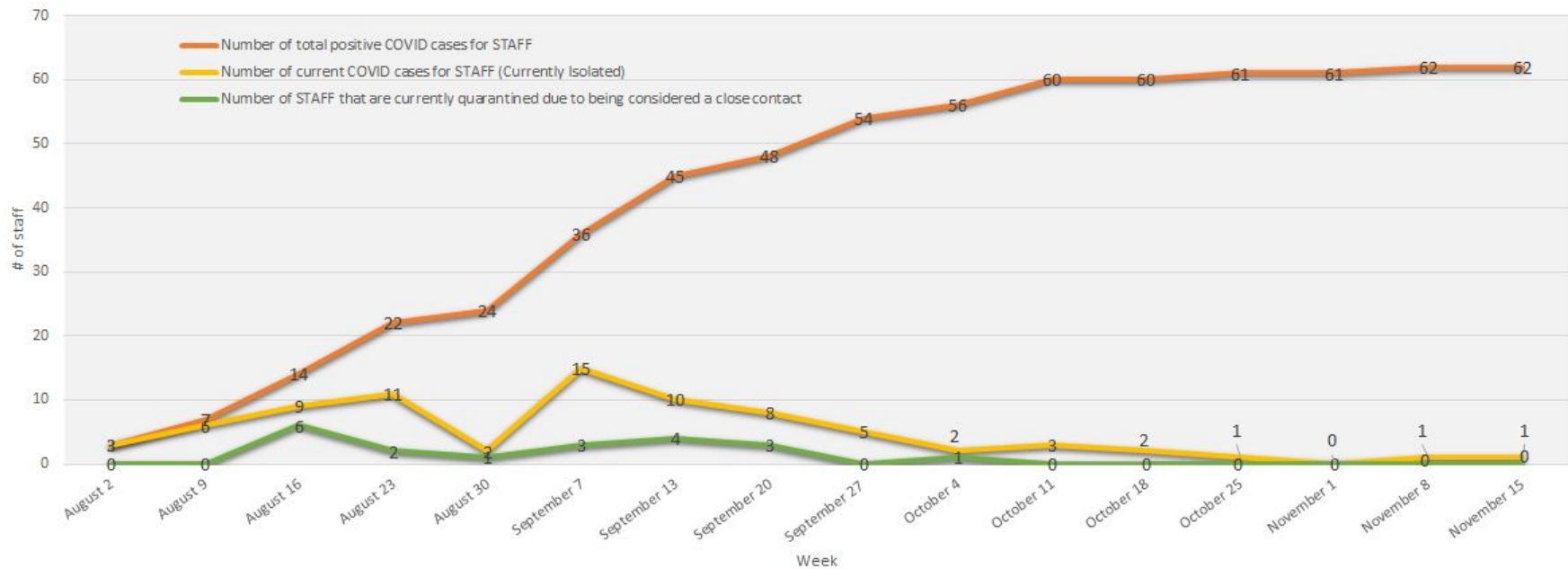
(Updated 11/15/2021)

Date (Week of)	Number of total positive COVID cases for STUDENTS since August 2	Number of current COVID cases for STUDENTS (Currently Isolated)	Number of STUDENTS that are currently quarantined due to being considered a close contact	Number of total positive COVID cases for STAFF since August 2	Number of current COVID cases for STAFF (Currently Isolated)	Number of STAFF that are currently quarantined due to being considered a close contact
8/2	9	9	0	3	3	0
8/9	18	17	0	7	6	0
8/16	45	31	87	14	9	6
8/23	83	40	98	22	11	2
*8/27 (end of week)	118	49	169	23	6	3
8/30	135	55	168	24	2	1
9/7	229	103	222	36	15	3
9/13	297	78	150	45	10	4
9/20	345	45	89	48	8	3
9/27	391	64	100	54	5	0
10/4	422	44	75	56	2	1
10/11	443	18	40	60	3	0
10/18	449	15	27	60	2	0
10/25	455	10	26	61	1	0
11/1	461	4	12	61	0	0
11/8	464	3	10	62	1	0
11/15	478	14	16	62	1	0

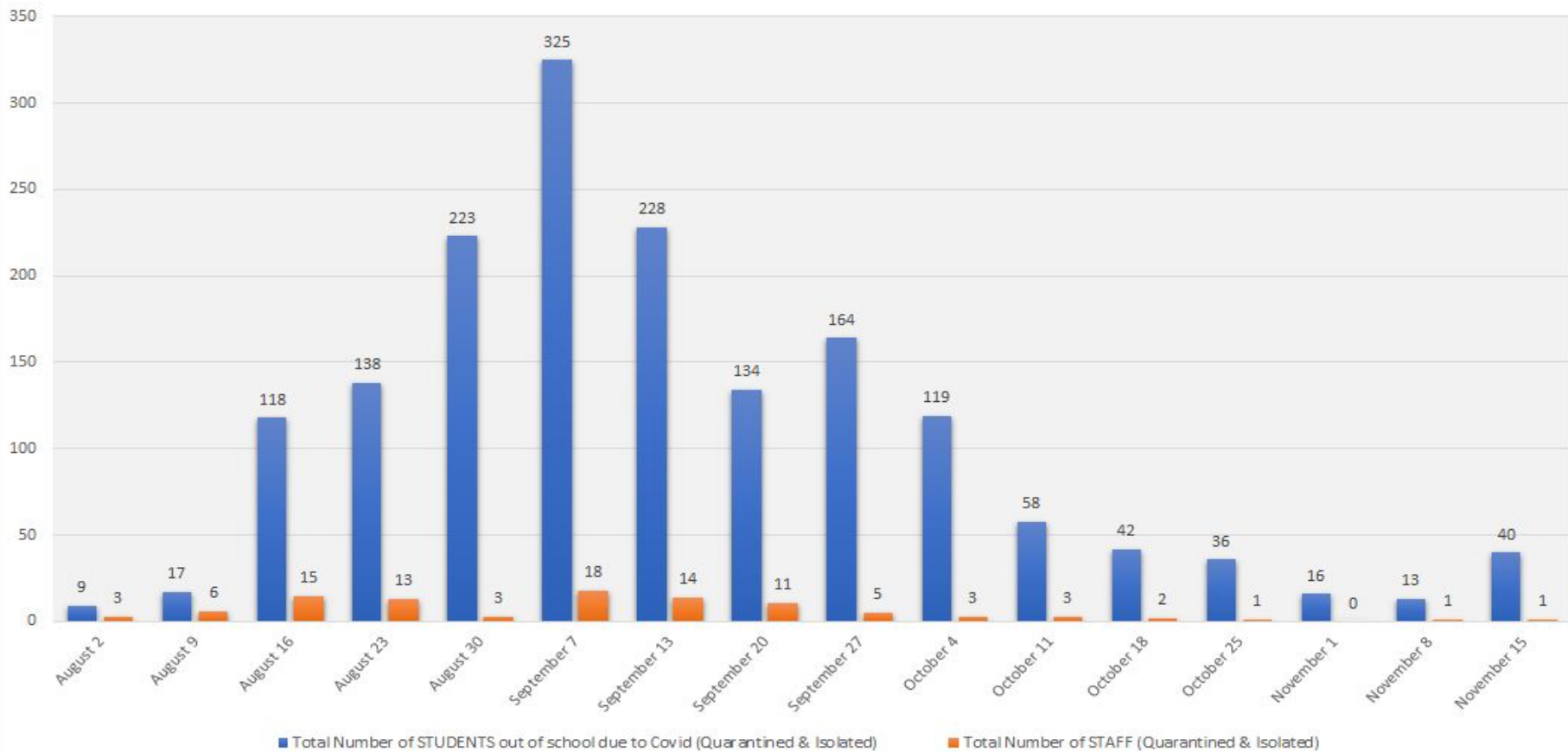
Student COVID Data Weekly Summary TCS 2021-22



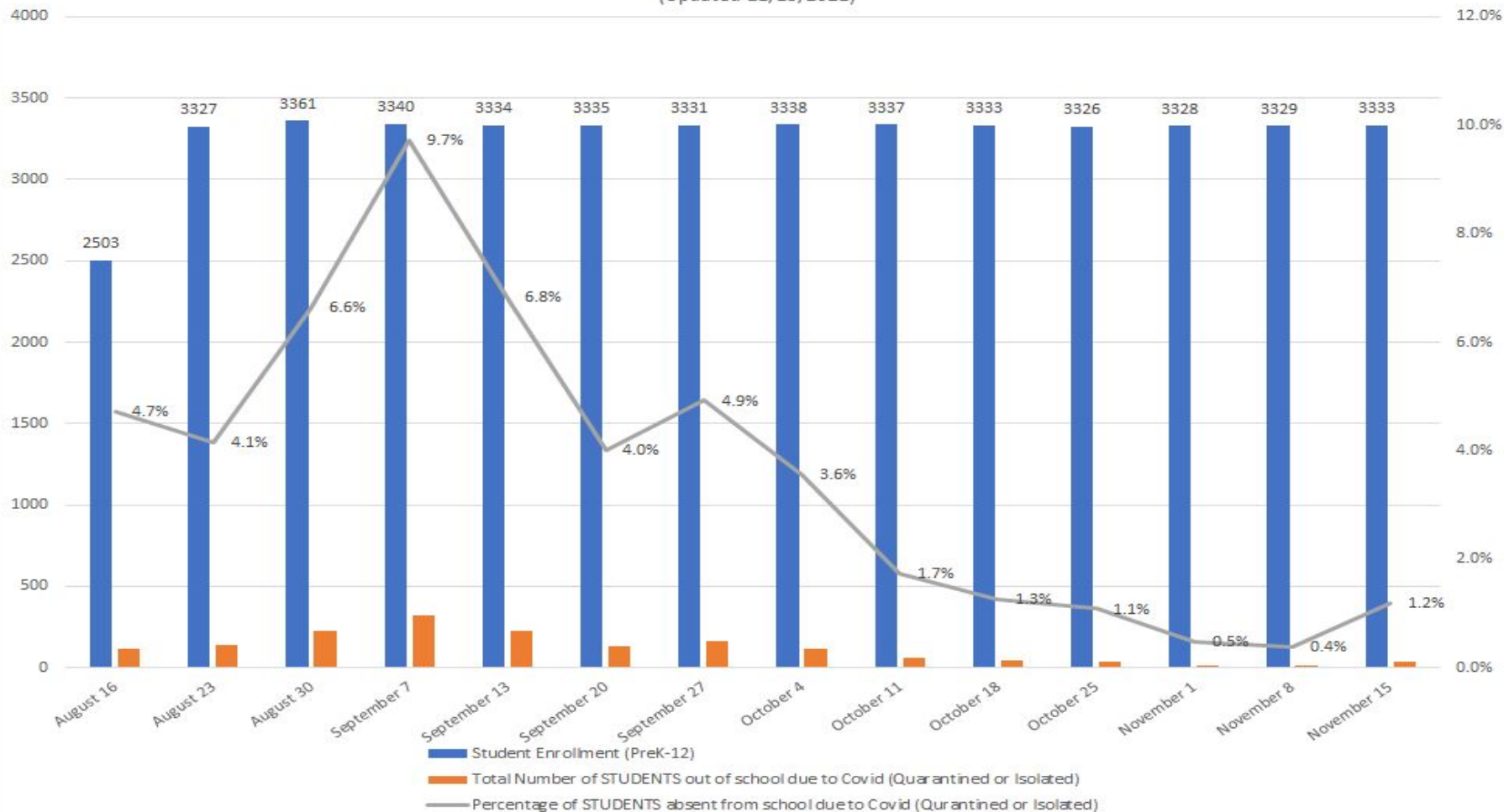
Staff Covid Data Weekly Summary TCS 2021-22



Students and Staff Quarantined or Isolated Weekly Summary TCS 2021-22



Percentage of STUDENTS absent due to COVID
(Quarantined or Isolated)
(Updated 11/15/2021)





Transylvania
County Schools

Transylvania County Schools

Teaching Everyone Takes Everyone

225 Rosenwald Lane, Brevard, NC 28712
Phone 828-884-6173 | Fax 828-884-9524



COVID-19 Dashboard

COVID-19 Dashboard : Transylvania County Schools

School	Number of current COVID cases for STUDENTS/STAFF (Currently Isolated)	Number of STUDENTS/STAFF that are currently quarantined due to being considered a close contact or are symptomatic (Currently Quarantined)
Brevard Elementary	4	3
Pisgah Forest	0	0
Rosman Elementary	0	0
T.C. Henderson	1	1
Brevard Middle	2	5
Rosman Middle	1	0
Brevard High	5	4
Davidson River	0	0
Rosman High	0	1
Totals	13	14

*The dashboard will be updated weekly on Friday afternoon. Last Updated 11/11/2021 due to Thursday and Friday not being student days.

Quarantine Protocols- Update

In an effort to continue to align with the ever-changing North Carolina guidance, it is the recommendation of our local health department that we modify our current quarantine protocols to follow the most recent revision in the NCDHHS, Strong Schools NC Public Health Toolkit (K-12). Updated October 5, 2021.

Implementation of revision will begin on Wednesday, October 20, 2021.

pp 15-16

Quarantine is required for an individual who has been a close contact (within 6 feet for at least 15 minutes cumulatively over a 24-hour period) of someone who is determined positive with COVID-19 either through testing or symptom consistent diagnosis, with the following three exceptions:

- Individuals who are fully vaccinated and do not have symptoms do NOT need to quarantine after a close contact. The individual should get tested 3-5 days after exposure and wear a mask around others until receiving a negative test result.
- People who have tested positive for COVID-19 within the past 3 months and recovered and do not have symptoms do NOT have to quarantine.
- **Individuals who are not fully vaccinated after a close contact in a classroom or other school setting if masks were being worn appropriately and consistently by both the person with COVID-19 and the potentially exposed person do NOT need to quarantine. This is based on updated studies that have shown low risk of COVID-19 transmission in classroom settings when face masks were being used appropriately by both the person with COVID-19 and the potentially exposed person, as well as multiple layers of prevention measures in place to prevent transmission in school settings. This applies to exposures in classrooms, other in-school settings, and school transportation but does not apply to exposures during extracurricular, including athletic activities.**

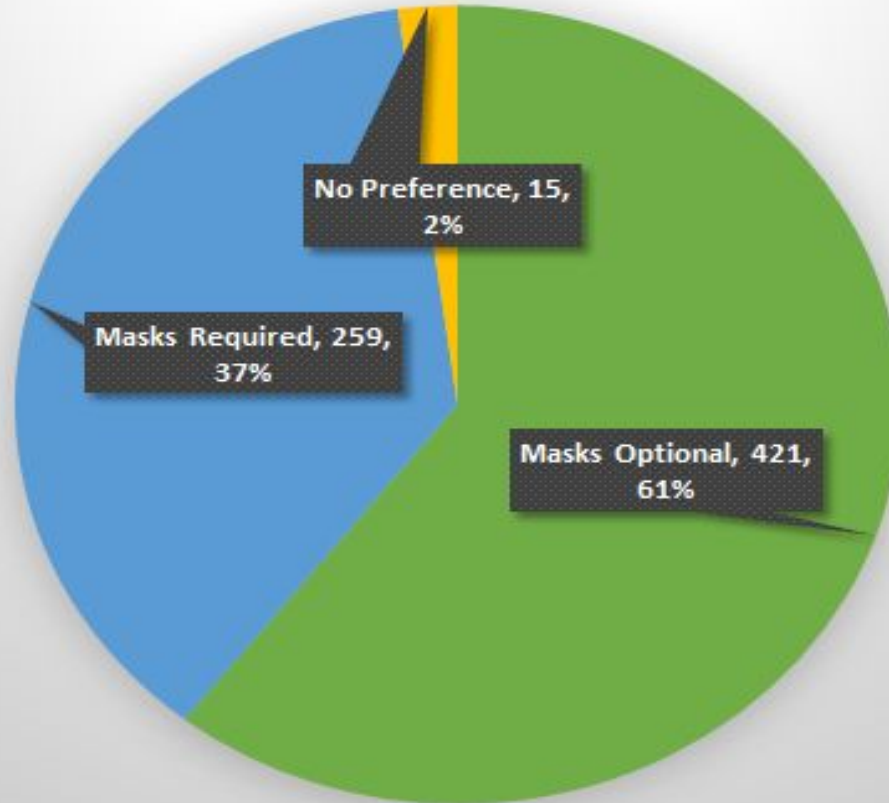
<https://covid19.ncdhhs.gov/media/164/open>

Additional COVID information

- To date, we have had 867 students quarantined due to being identified as close contacts. One hundred forty-three (143) of those students have tested positive for COVID following their exposure. ($143/867 = 16.5\%$ of the students identified as a close contact have tested positive for COVID).
- To date, we have had 29 home COVID tests reported as positive since our last COVID update on September 20, 2021. These 29 home positive COVID tests resulted in 16 close contacts.
- To date, 81.4% (455/559) of our staff have been fully vaccinated.
- On November 5: 182 staff received a COVID vaccination booster.
- On November 12: 148 children (ages 5-11) in our county received their first dose of COVID vaccination.

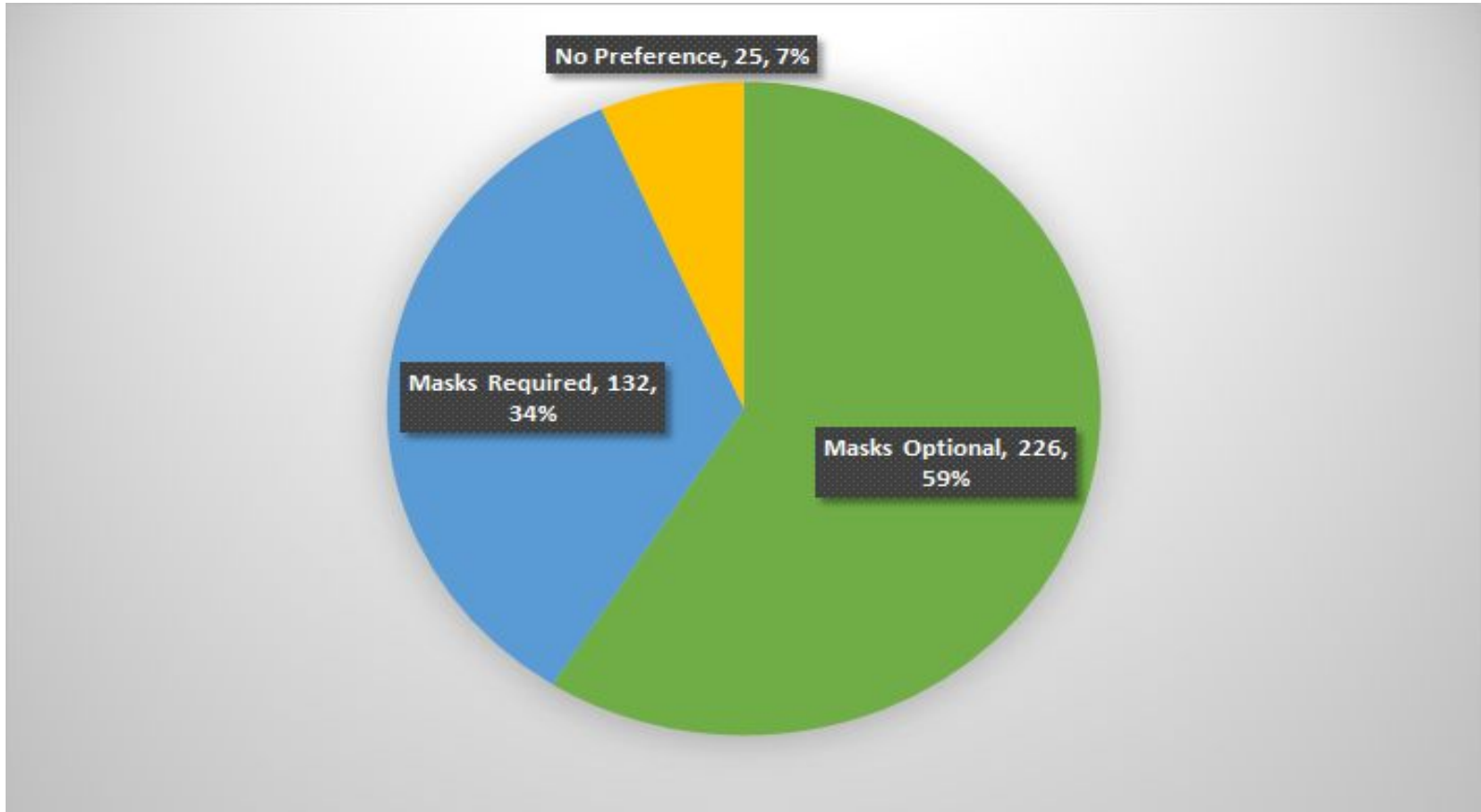
Parent Survey- Q1, 695 Responses:

Thinking about your child between the ages of 5-17 and all TCS staff, what is your preference regarding face coverings in Transylvania County Schools?



Staff Survey- Q1, 383 Responses:

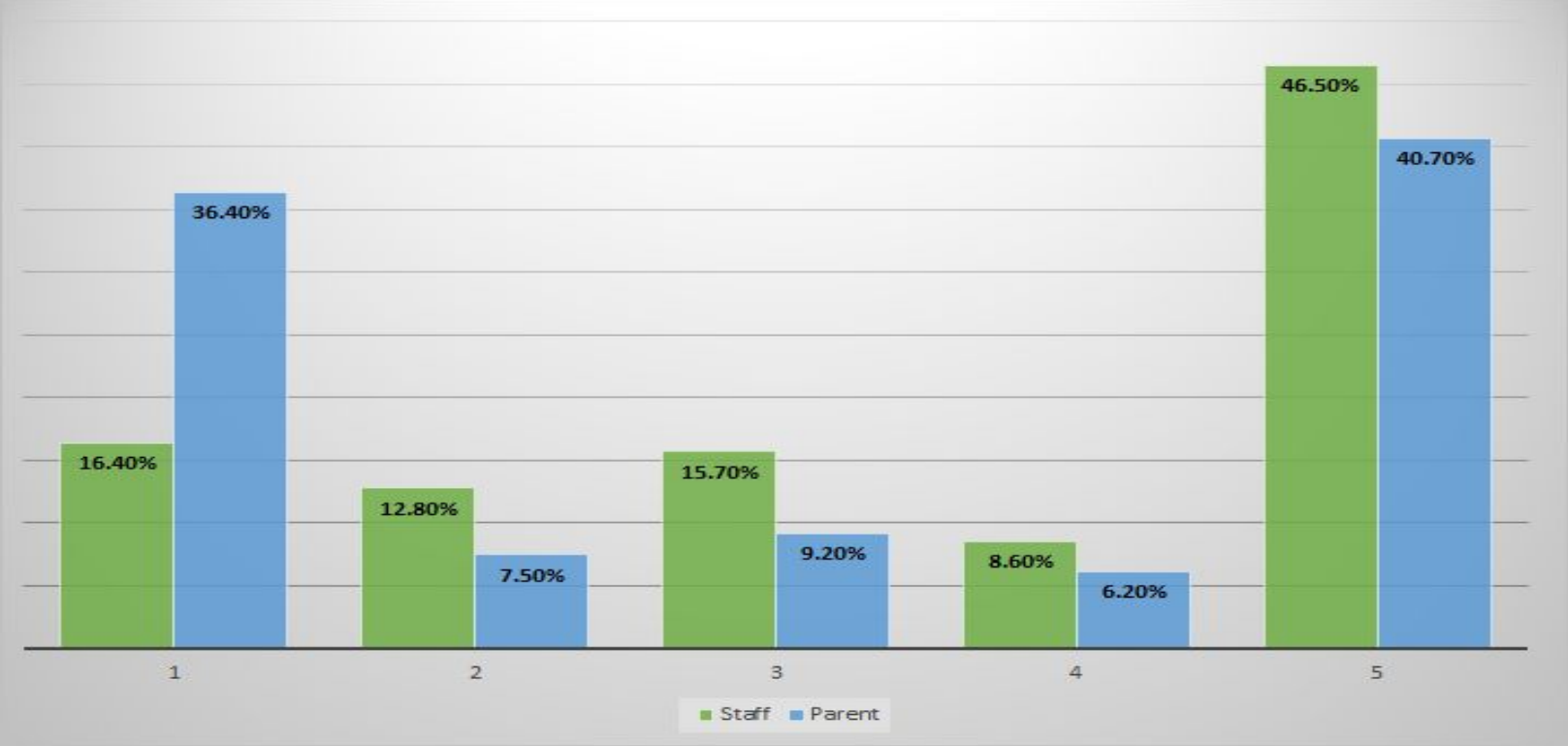
Thinking about your child between the ages of 5-17 and all TCS staff, what is your preference regarding face coverings in Transylvania County Schools?



Combined Results-Q2:

What would be your comfort level be if face coverings remained mandatory for students and staff in Transylvania County? (By Percentage)

1=Not at all comfortable; 5= Comfortable with minimal or no concerns



Combined Results- Q3:

What would be your comfort level be if face coverings became optional for students and staff in Transylvania County? (By Percentage)

1=Not at all comfortable; 5= Comfortable with minimal or no concerns

