

Transylvania County Schools

Covid Data

(Updated 12/20/2021)

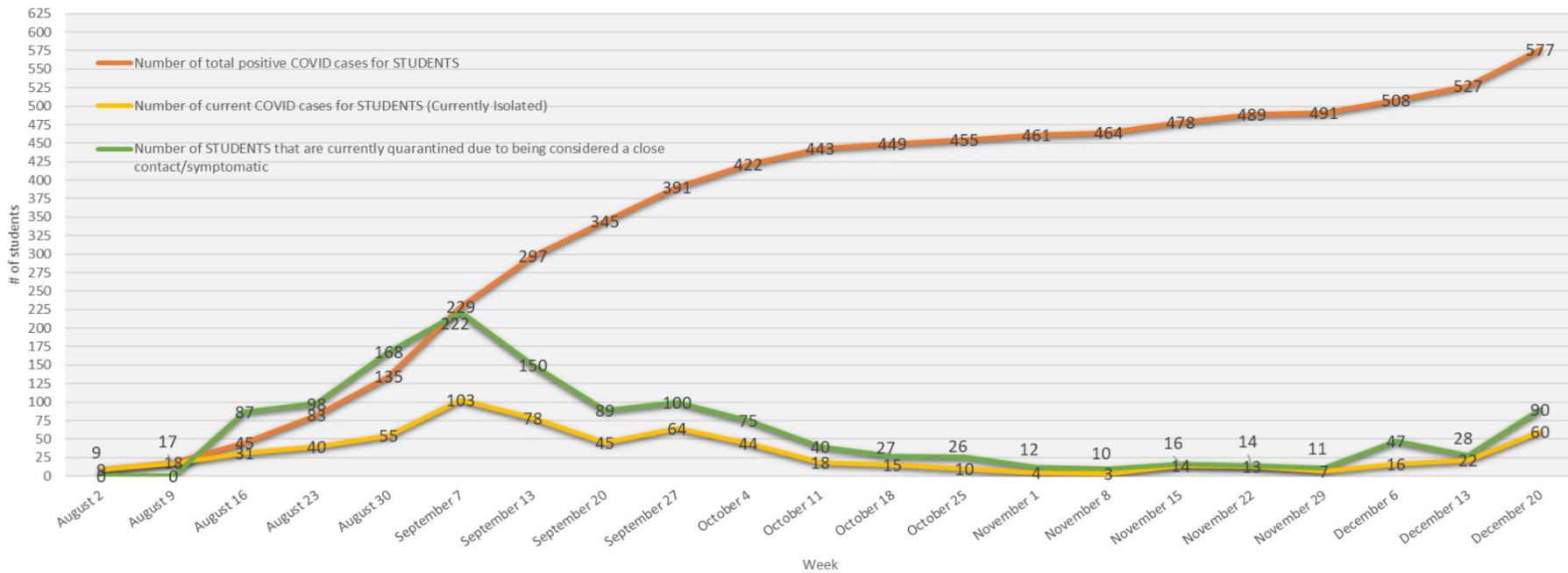
	2021-22 School Year					
School Name	Number of total positive COVID cases for STUDENTS since August 2 (August 2-December 20)	Number of current COVID cases for STUDENTS (Currently Isolated)	Number of STUDENTS that are currently quarantined due to being considered a close contact/symptomatic	Number of total positive COVID cases for STAFF since August 2 (August 2-December 20)	Number of current COVID cases for STAFF (Currently Isolated)	Number of STAFF that are currently quarantined due to being considered a close contact
Brevard Elementary	69	10	19	11	2	2
Pisgah Forest	73	7	29	10	2	1
Rosman Elementary	70	1	4	6	1	0
T.C. Henderson	13	0	0	4	0	0
Brevard Middle	93	9	27	11	1	1
Rosman Middle	44	2	0	4	1	0
Brevard High	139	26	11	9	2	1
Davidson River	16	2	0	4	0	0
Rosman High	60	3	0	12	0	1
Central Office/ Bus Garage	NA	NA	NA	3	0	1
Totals	577	60	90	74	9	7

Transylvania County Schools Weekly Summary

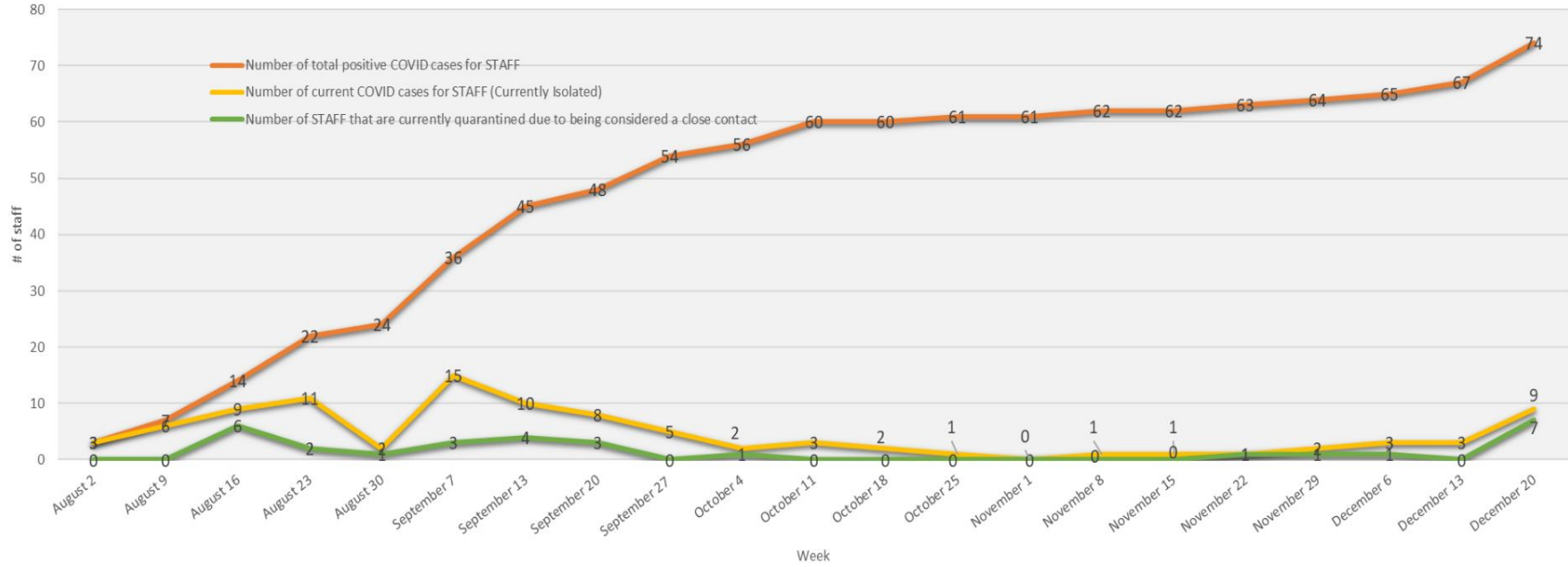
(Updated 12/20/2021)

Date (Week of)	Number of total positive COVID cases for STUDENTS since August 2	Number of current COVID cases for STUDENTS (Currently Isolated)	Number of STUDENTS that are currently quarantined due to being considered a close contact	Number of total positive COVID cases for STAFF since August 2	Number of current COVID cases for STAFF (Currently Isolated)	Number of STAFF that are currently quarantined due to being considered a close contact
8/2	9	9	0	3	3	0
8/9	18	17	0	7	6	0
8/16	45	31	87	14	9	6
8/23	83	40	98	22	11	2
*8/27 (end of week)	118	49	169	23	6	3
8/30	135	55	168	24	2	1
9/7	229	103	222	36	15	3
9/13	297	78	150	45	10	4
9/20	345	45	89	48	8	3
9/27	391	64	100	54	5	0
10/4	422	44	75	56	2	1
10/11	443	18	40	60	3	0
10/18	449	15	27	60	2	0
10/25	455	10	26	61	1	0
11/1	461	4	12	61	0	0
11/8	464	3	10	62	1	0
11/15	478	14	16	62	1	0
11/22	489	13	14	63	1	1
11/29	491	7	11	64	2	1
12/6	508	16	47	65	3	1
12/13	527	22	28	67	3	0
12/20	577	60	90	74	9	7

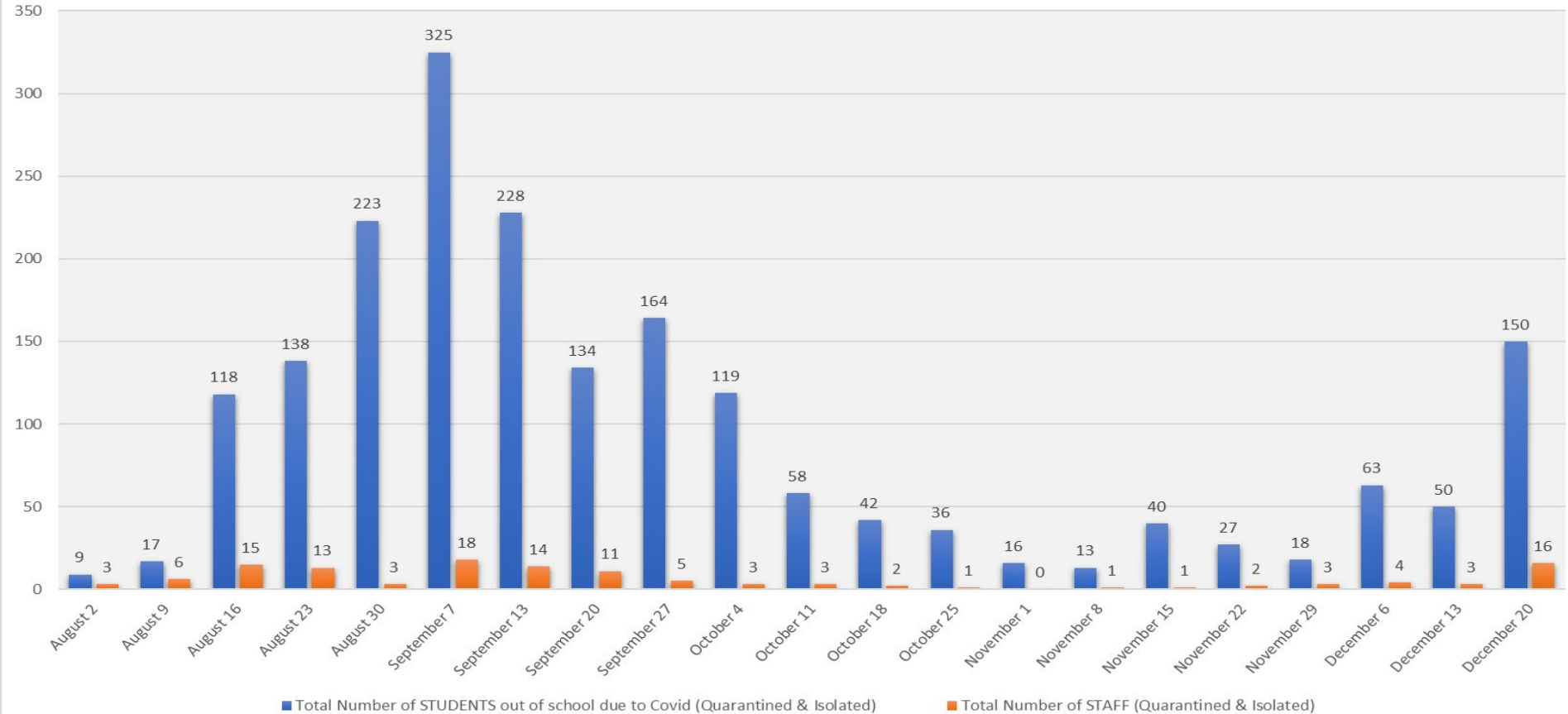
Student COVID Data Weekly Summary TCS 2021-22



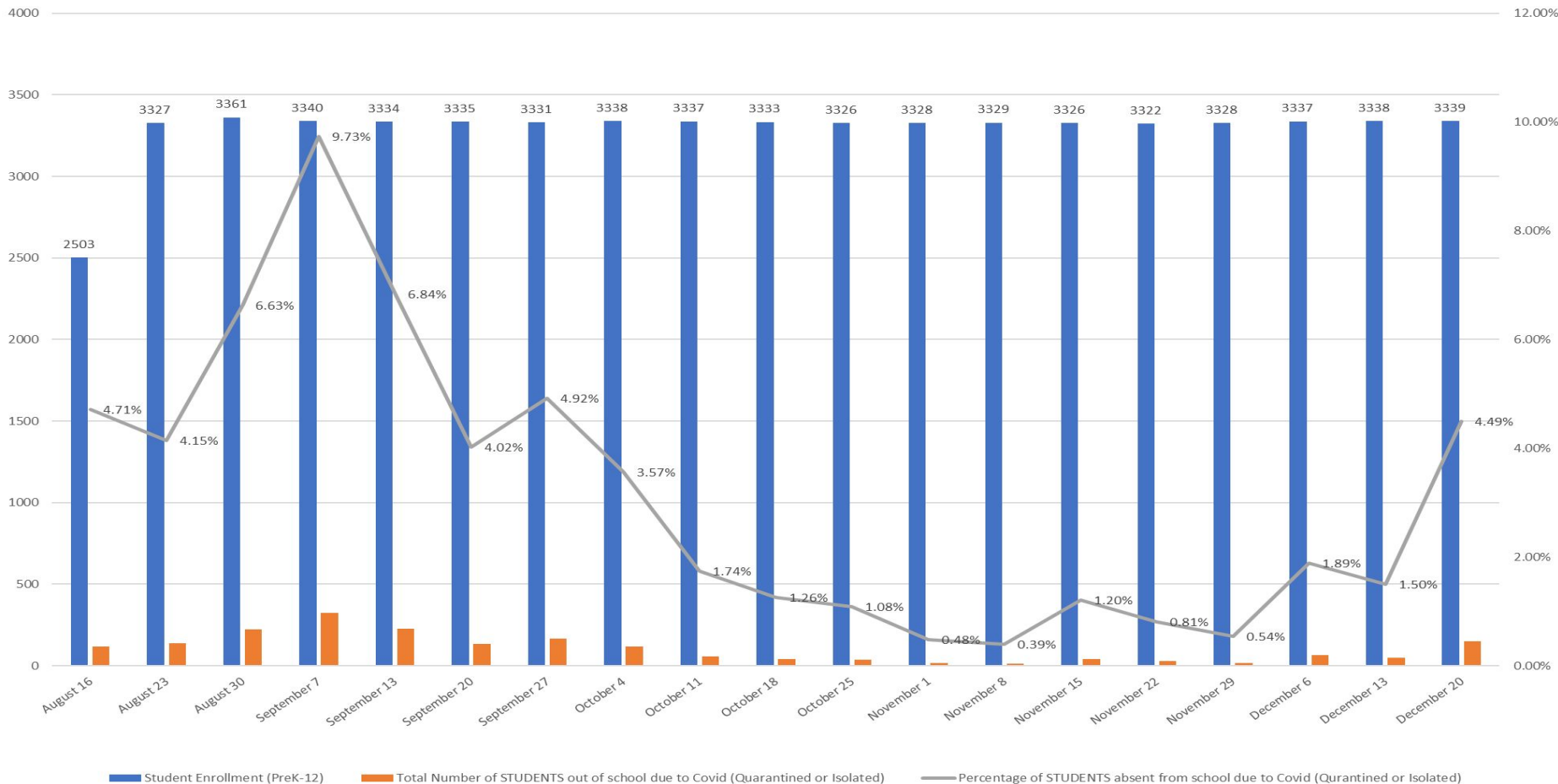
Staff Covid Data Weekly Summary TCS 2021-22



Students and Staff Quarantined or Isolated Weekly Summary TCS 2021-22



Percentage of STUDENTS absent due to COVID
(Quarantined or Isolated)
(Updated 12/20/2021)





Transylvania
County Schools

Transylvania County Schools

Teaching Everyone Takes Everyone

225 Rosenwald Lane, Brevard, NC 28712
Phone 828-884-6173 | Fax 828-884-9524



COVID-19 Dashboard

COVID-19 Dashboard : Transylvania County Schools

School	Number of current COVID cases for STUDENTS/STAFF (Currently Isolated)	Number of STUDENTS/STAFF that are currently quarantined due to being considered a close contact or are symptomatic (Currently Quarantined)
Brevard Elementary	8	17
Pisgah Forest	5	30
Rosman Elementary	1	3
T.C. Henderson	0	2
Brevard Middle	9	25
Rosman Middle	2	0
Brevard High	23	13
Davidson River	2	0
Rosman High	5	0
Totals	55	90

*The dashboard will be updated weekly on Friday afternoon. Last Updated 12/17/2021

Centers for Disease Control and Prevention
COVID-19 Data Tracker

Transylvania County, North Carolina

[State Health Department](#) 

7-day Metrics | [7-day Percent Change](#)

Community Transmission

 High

Everyone in **Transylvania County, North Carolina** should wear a mask in public, indoor settings. Mask requirements might vary from place to place. Make sure you follow local laws, rules, regulations or guidance.

[How is community transmission calculated?](#)

December 20, 2021

Cases	119
Case Rate per 100k	346.08
% Positivity	14.91%
Deaths	0
% of population \geq 5 years of age fully vaccinated	54.5%
New Hospital Admissions	0

Additional COVID information

- No reported change in our staff vaccination rate. 81.4% (455/559) of our staff have been fully vaccinated.
- To date, in the 5-11 age group, 352 children in Transylvania County (17% of the 2071 children in this age group) are at a minimum partially vaccinated.
- To date, in the 12-17 age group, 680 children in Transylvania County (36% of the 1889 children in this age group) are at a minimum partially vaccinated.
- To date, we have had 6 identified clusters (5 or more epidemiologically linked cases) in TCS. PFE- Summer School 8/2, BMS-Football 8/10, RES Class 9/14, RHS-Football 8/30, BHS- JV Men's Basketball(Current), BES Class(Current)

Additional COVID information

- The school nurses will be working a rotation over the holidays and will have the COVID trackers updated on December 31, 2021. I will provide an update to the Board of Education and update the COVID dashboard on this date.
- Students return on Thursday, January 6, 2022.