

Transylvania County Schools

Covid Data

(Updated 1/24/2022)

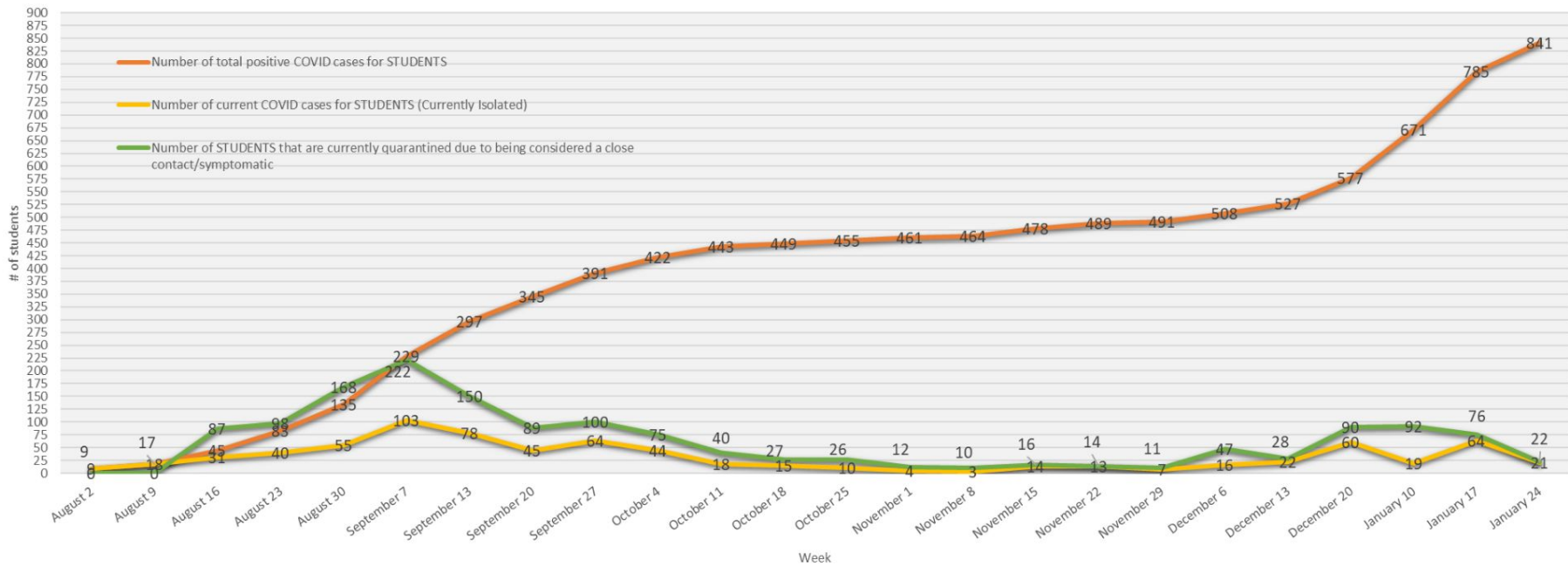
	2021-22 School Year					
School Name	Number of total positive COVID cases for STUDENTS since August 2 (August 2- January 24)	Number of current COVID cases for STUDENTS (Currently Isolated)	Number of STUDENTS that are currently quarantined due to being considered a close contact/symptomatic	Number of total positive COVID cases for STAFF since August 2 (August 2- January 24)	Number of current COVID cases for STAFF (Currently Isolated)	Number of STAFF that are currently quarantined due to being considered a close contact
Brevard Elementary	112	3	3	18	1	2
Pisgah Forest	102	3	14	22	1	1
Rosman Elementary	94	2	1	14	1	0
T.C. Henderson	25	1	1	12	0	0
Brevard Middle	134	3	0	23	0	1
Rosman Middle	72	4	0	9	0	0
Brevard High	201	4	0	27	2	0
Davidson River	19	0	0	4	0	0
Rosman High	82	1	3	20	0	0
Central Office/ Bus Garage	NA	NA	NA	7	0	0
Totals	841	21	22	156	5	4

Transylvania County Schools Weekly Summary

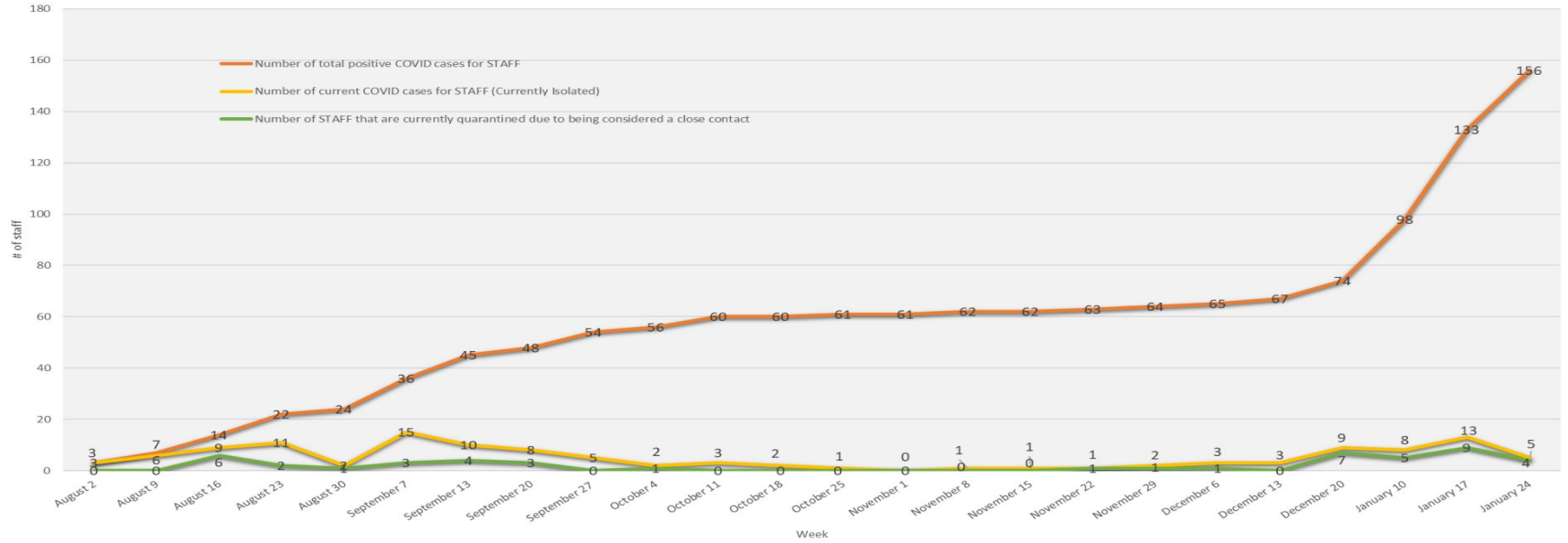
(Updated 1/24/2022)

Date (Week of)	Number of total positive COVID cases for STUDENTS since August 2	Number of current COVID cases for STUDENTS (Currently Isolated)	Number of STUDENTS that are currently quarantined due to being considered a close contact	Number of total positive COVID cases for STAFF since August 2	Number of current COVID cases for STAFF (Currently Isolated)	Number of STAFF that are currently quarantined due to being considered a close contact
8/2	9	9	0	3	3	0
8/9	18	17	0	7	6	0
8/16	45	31	87	14	9	6
8/23	83	40	98	22	11	2
*8/27 (end of week)	118	49	169	23	6	3
8/30	135	55	168	24	2	1
9/7	229	103	222	36	15	3
9/13	297	78	150	45	10	4
9/20	345	45	89	48	8	3
9/27	391	64	100	54	5	0
10/4	422	44	75	56	2	1
10/11	443	18	40	60	3	0
10/18	449	15	27	60	2	0
10/25	455	10	26	61	1	0
11/1	461	4	12	61	0	0
11/8	464	3	10	62	1	0
11/15	478	14	16	62	1	0
11/22	489	13	14	63	1	1
11/29	491	7	11	64	2	1
12/6	508	16	47	65	3	1
12/13	527	22	28	67	3	0
12/20	577	60	90	74	9	7
1/10	671	19	92	98	8	5
1/17	785	64	76	133	13	9
1/24	841	21	22	156	5	4

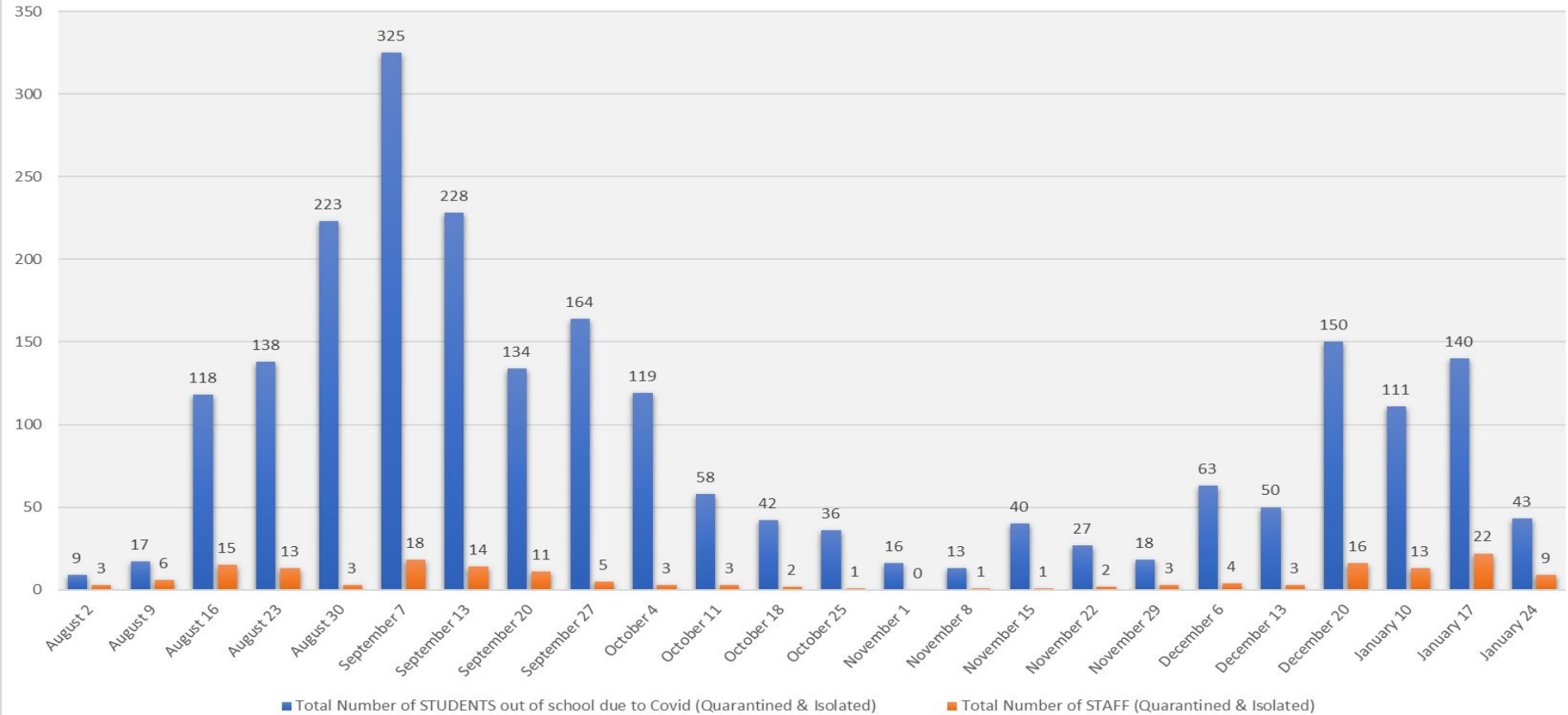
Student COVID Data Weekly Summary TCS 2021-22



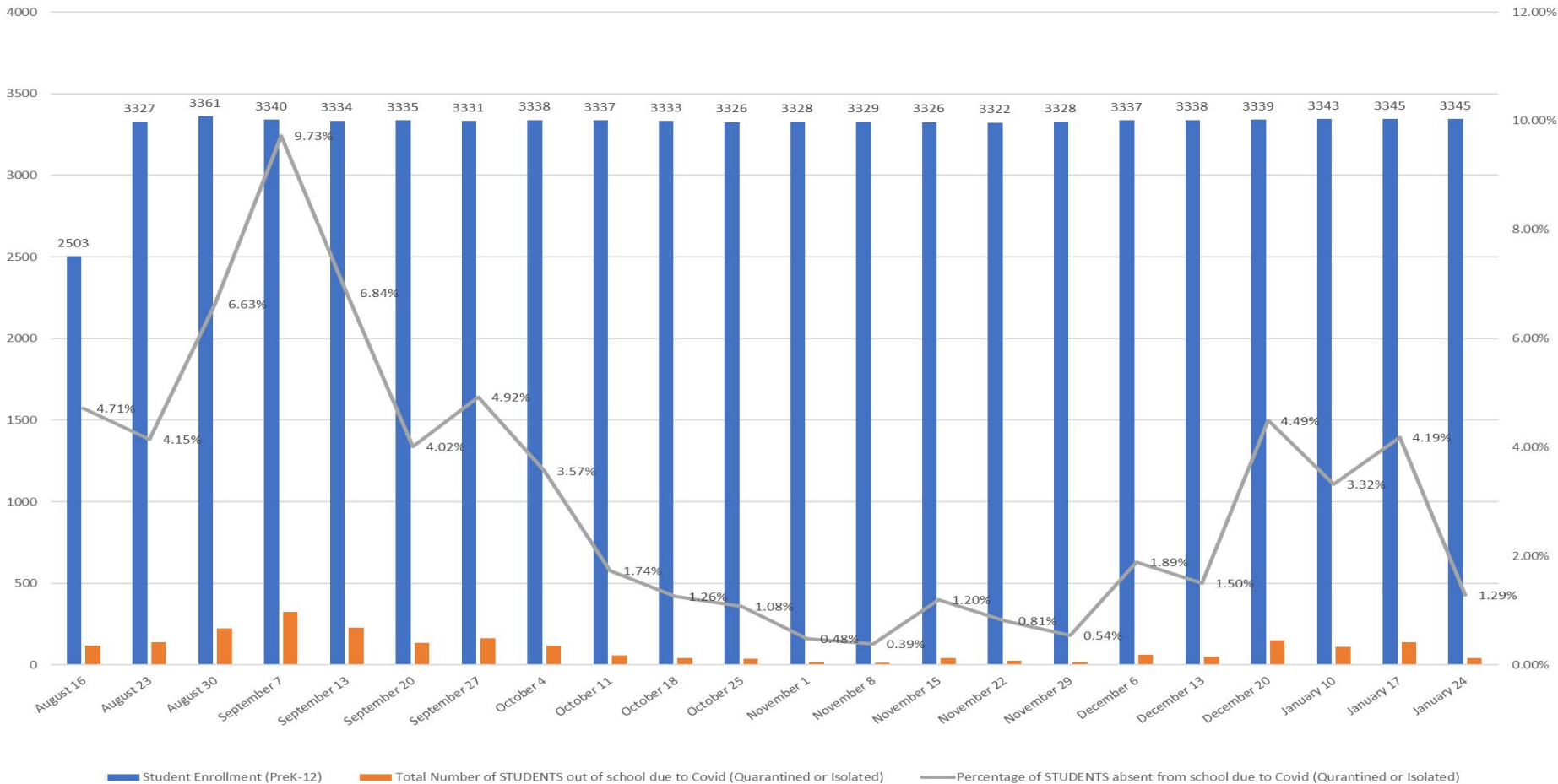
Staff Covid Data Weekly Summary TCS 2021-22



Students and Staff Quarantined or Isolated Weekly Summary TCS 2021-22



Percentage of STUDENTS absent due to COVID
(Quarantined or Isolated)
(Updated 1/24/2022)



COVID-19 Dashboard

COVID-19 Dashboard : Transylvania County Schools

School	Number of current COVID cases for STUDENTS/STAFF (Currently Isolated)	Number of STUDENTS/STAFF that are currently quarantined due to being considered a close contact or are symptomatic (Currently Quarantined)
Brevard Elementary	3	1
Pisgah Forest	6	4
Rosman Elementary	2	4
T.C. Henderson	2	1
Brevard Middle	7	0
Rosman Middle	1	0
Brevard High	10	1
Davidson River	0	0
Rosman High	3	1
Totals	34	12

*The dashboard will be updated weekly on Friday afternoon. Last Updated 1/21/2022

Centers for Disease Control and Prevention
COVID-19 Data Tracker

Transylvania County, North Carolina

[State Health Department](#) 

7-day Metrics | [7-day Percent Change](#)

Community Transmission

 High

Everyone in **Transylvania County, North Carolina** should wear a mask in public, indoor settings. Mask requirements might vary from place to place. Make sure you follow local laws, rules, regulations or guidance.

[How is community transmission calculated?](#)

January 24, 2022

Cases	252
Case Rate per 100k	732.88
% Positivity	32.2%
Deaths	0
% of population ≥ 5 years of age fully vaccinated	55.8%
New Hospital Admissions	0