



TCS Academic Update February 2022

Carrie Norris, K-8 Curriculum
Missy Ellenberger, 9-12 Curriculum

Elementary: A look at TCS Level 3, 4, 5 Proficiency across 3 years...

Grade Level/Subject	2018-2019	2019-2020	2020-2021	GROWTH STATUS UPDATED in February 2022 (EVAAS)
3rd Reading	63.8	No Data	43.0	Meets Growth
3rd Math	62.9	No Data	44.40	*norming yr
4th Reading	61.4	No Data	46.10	Meets Growth
4th Math	59.8	No Data	40.50	*norming yr
5th Reading	62.2	No Data	36.30	Does Not Meet
5th Math	60.6	No Data	37.10	Does Not Meet

Middle School: A look at TCS Level 3, 4, 5 Proficiency across 3 years...

Grade Level	2018-2019	2019-2020	2020-2021	GROWTH STATUS UPDATED in February 2022 (EVAAS)
6th Reading	74.0	No Data	52.4	Meets
6th Math	56.4	No Data	38.0	Exceeds
7th Reading	73.0	No Data	50.6	Meets
7th Math	57.0	No Data	46.03	Exceeds
8th Reading	57.9	No Data	49.8	Does Not Meet
8th Math	53.8	No Data	35.7	Meets

EOG Math	2021	5	 Does Not Meet Expected Growth 
		6	 Exceeds Expected Growth 
		7	 Exceeds Expected Growth 
		8	 Meets Expected Growth 
		Across Grades	 Meets Expected Growth 
EOG Reading	2021	3	 Meets Expected Growth 
		4	 Meets Expected Growth 
		5	 Does Not Meet Expected Growth 
		6	 Meets Expected Growth 
		7	 Meets Expected Growth 
		8	 Does Not Meet Expected Growth 
		Across Grades	 Does Not Meet Expected Growth 
EOG Science	2021	5	 Does Not Meet Expected Growth 
		8	 Meets Expected Growth 

**TCS 3-8
MATH: Meets
Expected
Growth**

**TCS 3-8
READING:
Does Not
Meet
Expected
Growth**

How are we targeting reading in TCS?

- Reading Specialists
- NC Ed Corp Partnership
- mCLASS (see next slide)
- Amplify Reading Purchase
- LETRS
- I & E for reading
- Augustine Literacy
- Focus on fidelity of Phonics programs

NEW Reading Specialists positions added in Fall 2021 using ESSER funding at all four elementary schools

Reading Specialists data (as of February 1st, 2022:









Total Students Served in Fall 2021:

157 students (K-5)

97% were noted as making “marked progress” in the fall.



TCS Beginning of Year (BOY) and Middle of Year (MOY) Data for Reading in Grades K-3

Grade K	Reference Data (Compare these results against a wider population)
Transylvania County Schools	<p>21-22 BOY  252</p> <p>21-22 MOY  252</p>
Grade 1	Reference Data (Compare these results against a wider population)
Transylvania County Schools	<p>21-22 BOY  223</p> <p>21-22 MOY  214</p>
Grade 2	Reference Data (Compare these results against a wider population)
Transylvania County Schools	<p>21-22 BOY  251</p> <p>21-22 MOY  251</p>
Grade 3	Reference Data (Compare these results against a wider population)
Transylvania County Schools	<p>21-22 BOY  221</p> <p>21-22 MOY  204</p>

High School: A look at TCS Level 3, 4, 5 Proficiency across 3 years...

Subject	2018-2019	2019-2020	2020-2021	GROWTH STATUS UPDATED in February 2022 (EVAAS)
Biology	62.1	No Data	57.9	Exceeds Expected Growth
English II	66.4	No Data	70.60	Meets Expected Growth
Math 1	73.50	No Data	47.80	Exceeds Expected Growth
Math 3	No Data (NCFE)	No Data	56.7	Meets Expected Growth
Graduation Rate 4 year cohort	85	85.7	84	No Data

High School: Growth Data

Biology, English 10, Math 1, & Math 3

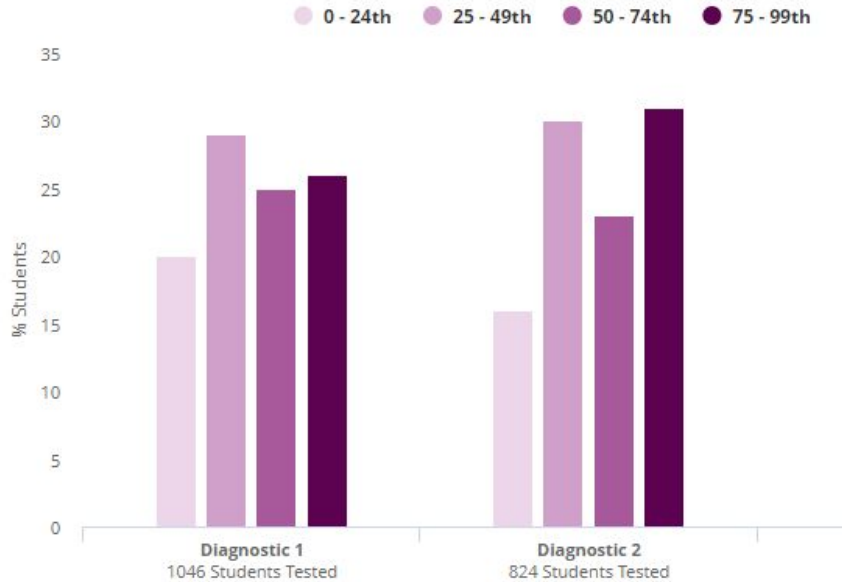
EOC Biology	2018	 Does Not Meet Expected Growth 
	2019	 Does Not Meet Expected Growth 
	2021	 Exceeds Expected Growth 
EOC English II	2018	 Does Not Meet Expected Growth 
	2019	 Does Not Meet Expected Growth 
	2021	 Meets Expected Growth 
EOC Math 1	2018	 Meets Expected Growth 
	2019	 Exceeds Expected Growth 
	2021	 Exceeds Expected Growth 
EOC Math 3	2019	 Exceeds Expected Growth 
	2021	 Meets Expected Growth 

Growth Data: ACT

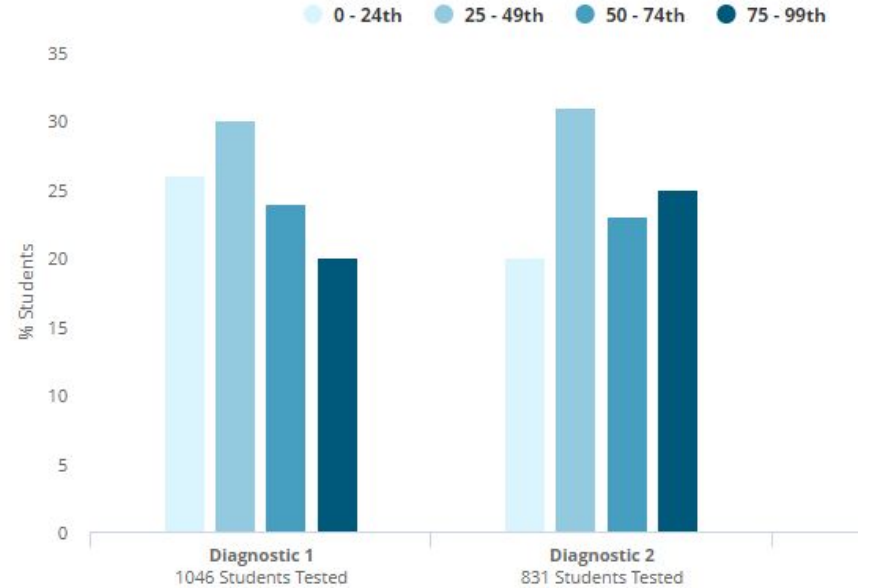
ACT Composite	2018	 Does Not Meet Expected Growth 
	2019	 Does Not Meet Expected Growth 
	2021	 Meets Expected Growth 
ACT English	2018	 Does Not Meet Expected Growth 
	2019	 Does Not Meet Expected Growth 
	2021	 Does Not Meet Expected Growth 
ACT Math	2018	 Meets Expected Growth 
	2019	 Does Not Meet Expected Growth 
	2021	 Meets Expected Growth 
ACT Reading	2018	 Does Not Meet Expected Growth 
	2019	 Meets Expected Growth 
	2021	 Meets Expected Growth 
ACT Science	2018	 Meets Expected Growth 
	2019	 Meets Expected Growth 
	2021	 Meets Expected Growth 

ExactPath Diagnostic Report: National Percentile Rank Trends

Reading



Math



Elementary and Middle School: Steps to Grow

*Adoption of a K-5 Math Curriculum (enVision)

*Continued implementation of Science of Reading strategies (Heggerty Phonemic Awareness, use of decodable books, Open Court/Letterland)

*Increased number of Teacher Assistants

*4 Reading Specialists

*Accelerated Learning focus rather than remediation

*Renewal of 6-8 Math Curriculum (Open Up)

*New Interventionist position at RMS

*Focused I & E timeframes at Elem and MS level

High School: Steps to Grow



- Graduation Coach
- Continued DRS referral meetings (quarterly)
- Benchmarks for EOC courses- used to guide teacher instruction
- Exact Path
- SEL/MH Improvement Plan
- Feedback Form
- SIP- data driven
- MTSS
 - Weekly HS meetings
 - Grades
 - Attendance
 - Behavior
- PLC meetings
- More focused support of teachers that do not show growth in the previous year
- I & E

Spring 2022 - Fall 2023



[LETRS Training in alignment with the Excellent Public Schools Act of April 2021](#) (click link to view video)

- 2 year training process for K-5 teachers (approximately 30 hrs per semester - 4 semesters)
- Pre K; Principals involved for a year of training
- *****UPDATE: We are actively working our way through LETRS in TCS. School Admin continue to work on creative ways to maximize time for teachers, due to extra workload.**

TCS Mental Health Update

- Hired a high school Crisis Counselor using ESSER funds
 - Coulter Burch, LCSW
 - Serves BHS, DRS, and RHS
 - Works in the same capacity as a school counselor; unless a referral is made and parents consent to ongoing therapy
- QPR Gatekeeper Training
 - Question, Persuade, Respond- Suicide Prevention
 - [About QPR](#)
 - Missy Ellenberger and Courtney Owen are now trained instructors and are certified to deliver QPR Gatekeeper Trainings
 - Feb. 24- RHS & RMS staff will receive QPR Gatekeeper training
 - Feb. 25- BHS, BMS, & DRS staff will receive QPR Gatekeeper training
- CARE Coalition Behavioral Health Survey
 - Survey was administered to students in grades 6-12 in the fall of this year
 - Waiting on results from CARE Coalition, should have those in the next couple of weeks

TCS Mental Health Update

- Youth Mental Health Mobilization collaboration
 - Introduced at the December 6, 2021 meeting, significant work has been accomplished since that time
 - Partnership with TCS, The Family Place, and the Health Department
 - Purpose: Every youth in TC feels confident and secure in connection, purpose, and hope
 - Leadership team: Rik Emaus, Missy Ellenberger, Elaine Russell, Erin Drew, Jen Heatherly, Leah Bush, & Tara Rybka (communications)
 - Steering committee for TCS: Missy Ellenberger, Adria Hardy, Shanaia Powell, Scott Strickler, Barbara Grimm, Sarah Shawver, as well as, 1-2 student delegates from each of the three high schools
 - Steering committees from each partner meet to begin the work of defining strategies and action steps to support the youth in TC.
 - People who are interested in receiving more information about these activities and how to participate can sign up for email updates at <https://sites.google.com/view/transylvaniayouthmentalhealth/>.

Questions? Comments?

The single greatest effect
on student achievement is
not race, it is not poverty
- it is the effectiveness of
the teacher.

Harry Wong

www.idlehearts.com