

# 2014 Stakeholder Survey Summary

Presented to the Transylvania County Board of Education

July 21, 2014

Jeremy Gibbs, Director of Human Resources

# Stakeholder Survey Tool

- New for 2013-14
- Aligned with AdvancED Standards for Quality (Accreditation Guidelines)
  - 5 Standards (each with several indicators)
    - 1. Purpose and Direction
    - 2. Governance and Leadership
    - 3. Teaching and Assessing for Learning
    - 4. Resources and Support Systems
    - 5. Using Results for Continuous Improvement

# Standards for Quality

- **1. Purpose and Direction**
  - The system maintains and communicates at all levels of the organization a purpose and direction for continuous improvement that commit to high expectations for learning as well as shared values and beliefs about teaching and learning.
- **2. Governance and Leadership**
  - The system operates under governance and leadership that promote and support student performance and system effectiveness.
- **3. Teaching and Assessing for Learning**
  - The system's curriculum, instructional design, and assessment practices guide and ensure teacher effectiveness and student learning across all grades and courses.
- **4. Resources and Support Systems**
  - The system has resources and provides services in all schools that support its purpose and direction to ensure success for all students.
- **5. Using Results for Continuous Improvement**
  - The system implements a comprehensive assessment system that generates a range of data about student learning and system effectiveness and uses the results to guide continuous improvement.

# Survey Design

- Staff, Parent, and Middle/High Student Survey respondents responded on a Likert Scale
  - 1=Strongly Disagree, 2=Disagree, 3=Neutral, 4=Agree, and 5=Strongly Disagree
- Elementary Student Survey respondents responded on a 1-3 scale
  - Grades 3-5: 1 (I don't agree), 2 (I'm not sure), or 3 (I agree)
  - Grades 1-2: 1 (No), 2 (Maybe), or 3 (Yes)
  - *All were also shown with Frown, Neutral, Smile*
  - K students did not take the survey
- 5 Different Instruments
  - Staff Survey
  - Parent Survey
  - Student Survey (Lower Elementary 1-2, Upper Elementary 3-5, and Grades 6-12)
- Each survey question is tied to a Standard and Indicator

## Staff Survey

For T. C. Henderson Elementary School administered by Transylvania County Schools  
Survey Code: 32651020001001



### Instructions

The purpose of this survey is to find out your opinions about your school. Read each statement and choose the response that most closely matches your opinion. Record your response on the answer sheet provided. Open-ended responses should be recorded on this survey document. Please answer each item honestly. Your responses will be completely confidential. Please return both this survey and the answer sheet.

### Information About Me

1. Gender

1 = Male

2 = Female

2. Race

1 = American Indian or Alaska Native

2 = Asian

3 = Black or African American

4 = Native Hawaiian or Other Pacific Islander

5 = White

6 = Two or more races

3. Ethnicity

1 = Hispanic

2 = Not Hispanic or Latino

4. Role

1 = Support Staff

2 = Teacher

3 = Administrator

4 = Other

5. Experience Level

1 = Less than 1 year

2 = 1-3 years

3 = 4-10 years

4 = 11-20 years

5 = More than 20 years

### Purpose and Direction

5 = Strongly Agree

4 = Agree

3 = Neutral

2 = Disagree

1 = Strongly Disagree

null = Not Applicable

1. Our school's purpose statement is clearly focused on student success.

2. Our school's purpose statement is formally reviewed and revised with involvement from stakeholders.

3. Our school's purpose statement is based on shared values and beliefs that guide decision-making.

4. Our school's purpose statement is supported by the policies and practices adopted by the school board or governing body.

5. Our school has a continuous improvement process based on data, goals, actions, and measures for growth.

### Governance and Leadership

5 = Strongly Agree

4 = Agree

3 = Neutral

2 = Disagree

1 = Strongly Disagree

null = Not Applicable

## Student Survey (Early Elementary)

For Brevard Elementary School administered by Transylvania County Schools

Survey Code: 96417430000101



### Instructions

Tell us how you feel about your school.

### About Me

1. I am a...

1 = Boy

2 = Girl

2. I am... (choose only one)

1 = American Indian or Alaska Native

2 = Asian

3 = Black or African American

4 = Native Hawaiian or Other Pacific Islander

5 = White

6 = Two or more races

3. I am...

1 = Hispanic

2 = Not Hispanic or Latino

4. I am in grade...

0 = Kindergarten

1 = 1st grade

2 = 2nd grade

### About My School

😊 = Yes

😐 = Maybe

☹ = No

1. My teacher wants me to learn.

2. My teacher is fair to me.

3. My teacher wants me to do my best.

4. I learn new things in school.

5. My teacher makes me think.

6. I know what to do every day in school.

7. My family likes to come to my school.

8. Other teachers know me.

9. My family knows how I do in school.

10. I am safe at school.

11. My school has books for me to read.

12. I use a computer to learn at school.

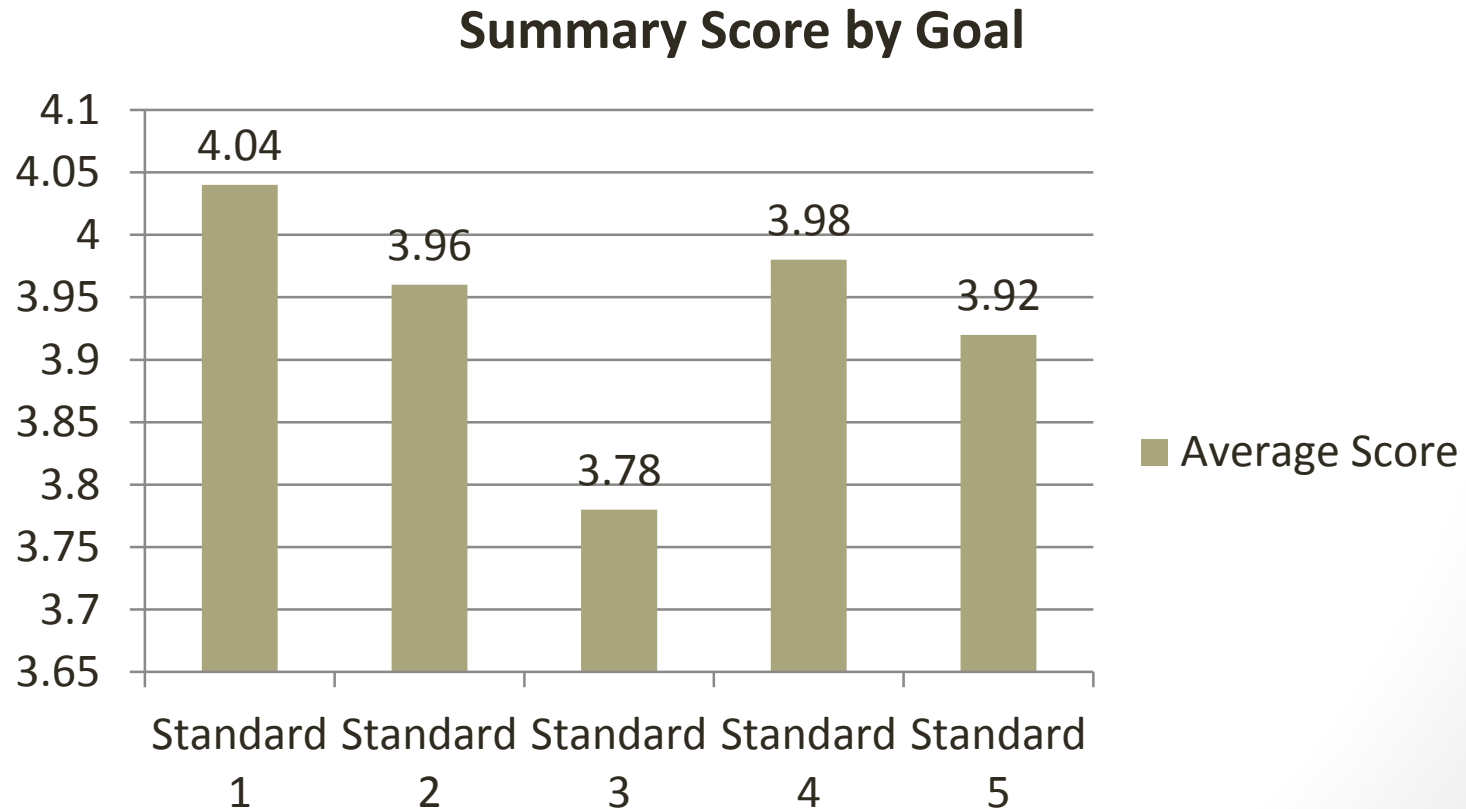
13. My teacher wants me to help all boys and girls.

# Staff Survey-Respondent Data

- **TOTAL: 354 Completed Surveys, 45 Partial Surveys**
- BES: 67
- BHS: 56
- BMS: 52
- DRS: 18
- PFE: 50
- RES: 40
- RHS: 46
- RMS: 21
- TCH: 24
- Non-School/Central Services: 25

# Overall Summary by Standard-Staff

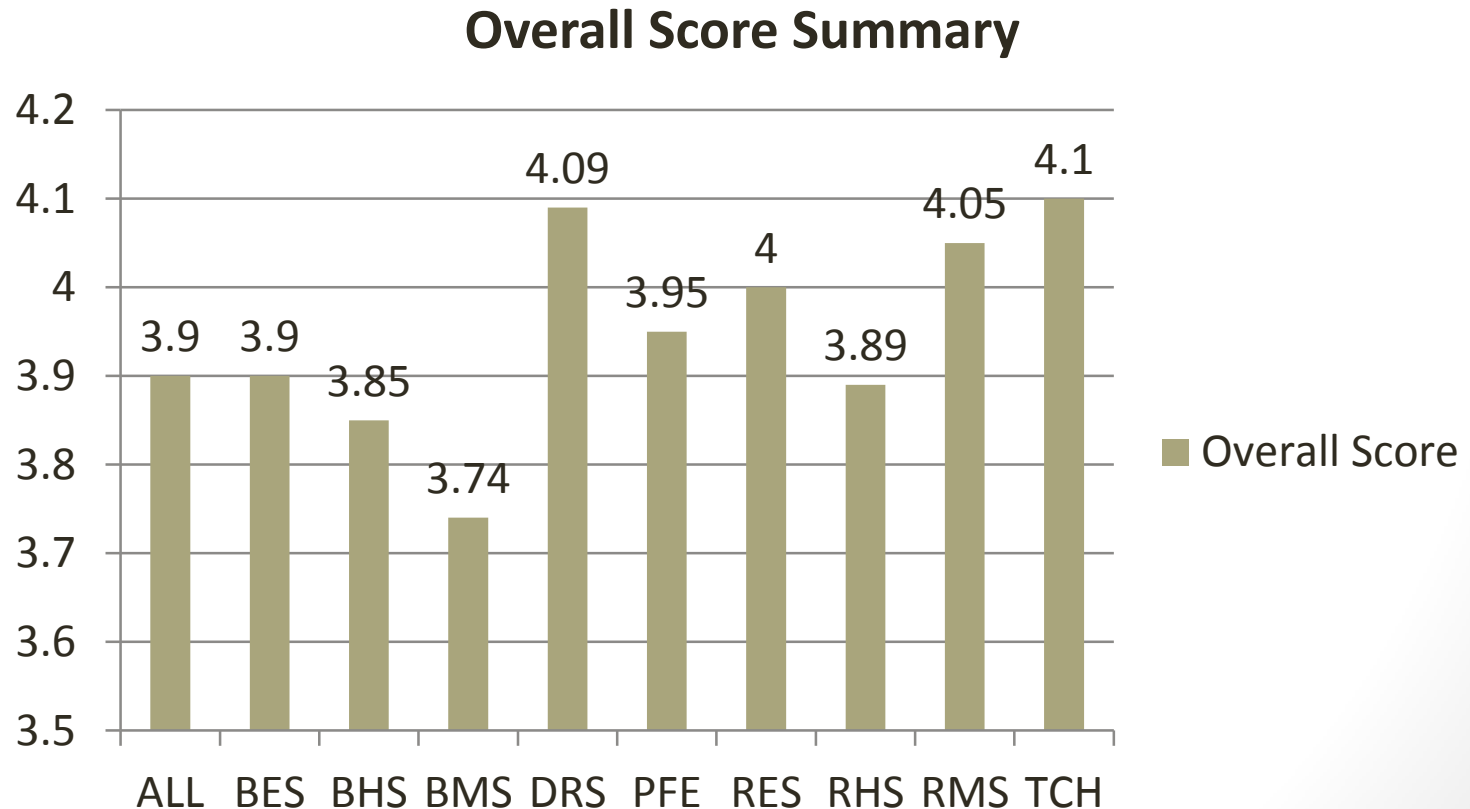
- **Overall Summary by Goal for TCS Staff Respondents**
  - Includes all school-based and non-school respondents





# Overall Summary-Staff

- **Overall Score for TCS Staff Respondents**
  - Includes all school-based and non-school respondents

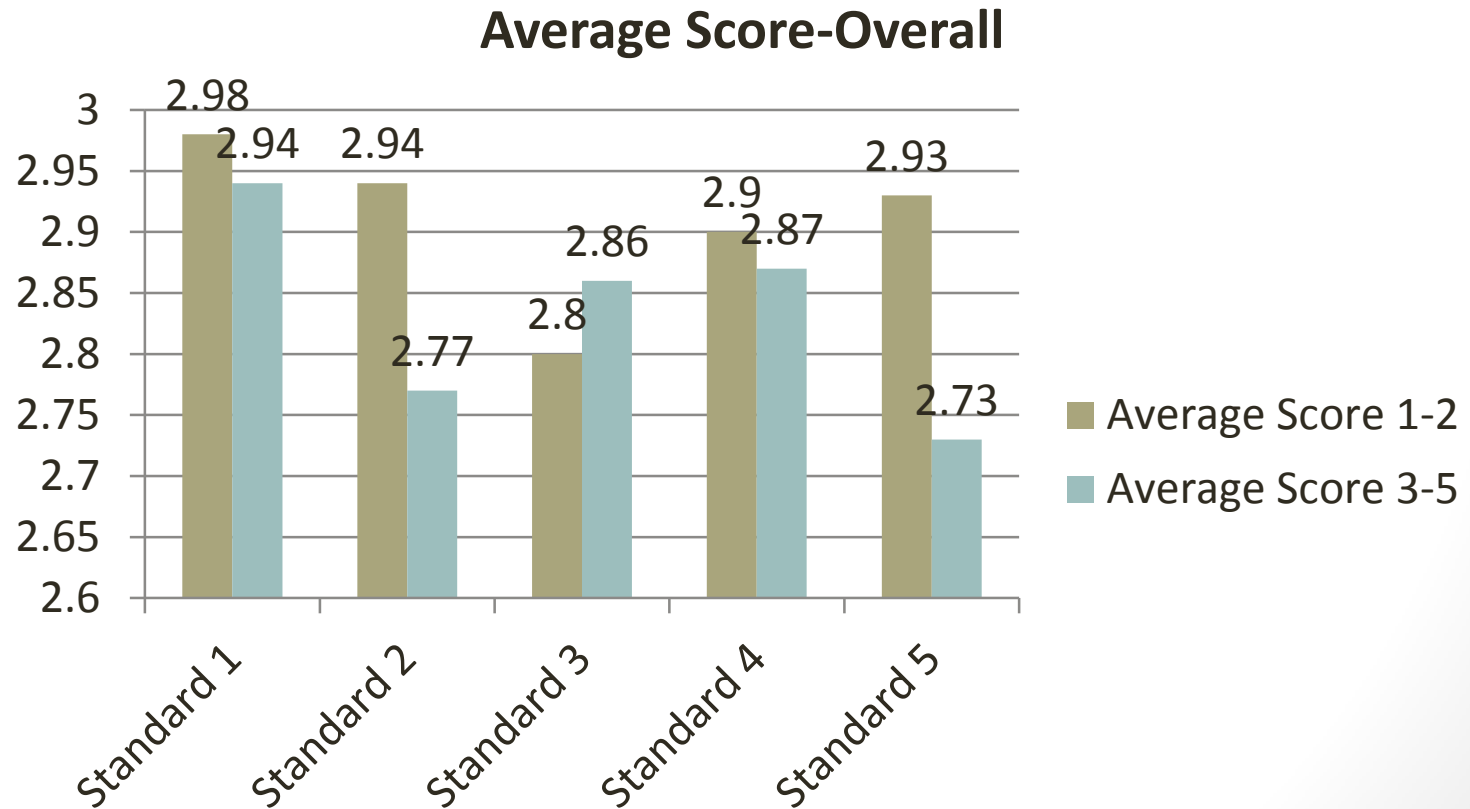


# Student Survey-Respondent Data

- **TOTAL: 2,553 Completed Surveys, 61 Partial Surveys**
- BES: 161 + 199=360
- BHS: 392
- BMS: 477
- DRS: 37
- PFE: 169 + 233=402
- RES: 155 + 197=352
- RHS: 255
- RMS: 219
- TCH: 55 + 65=120

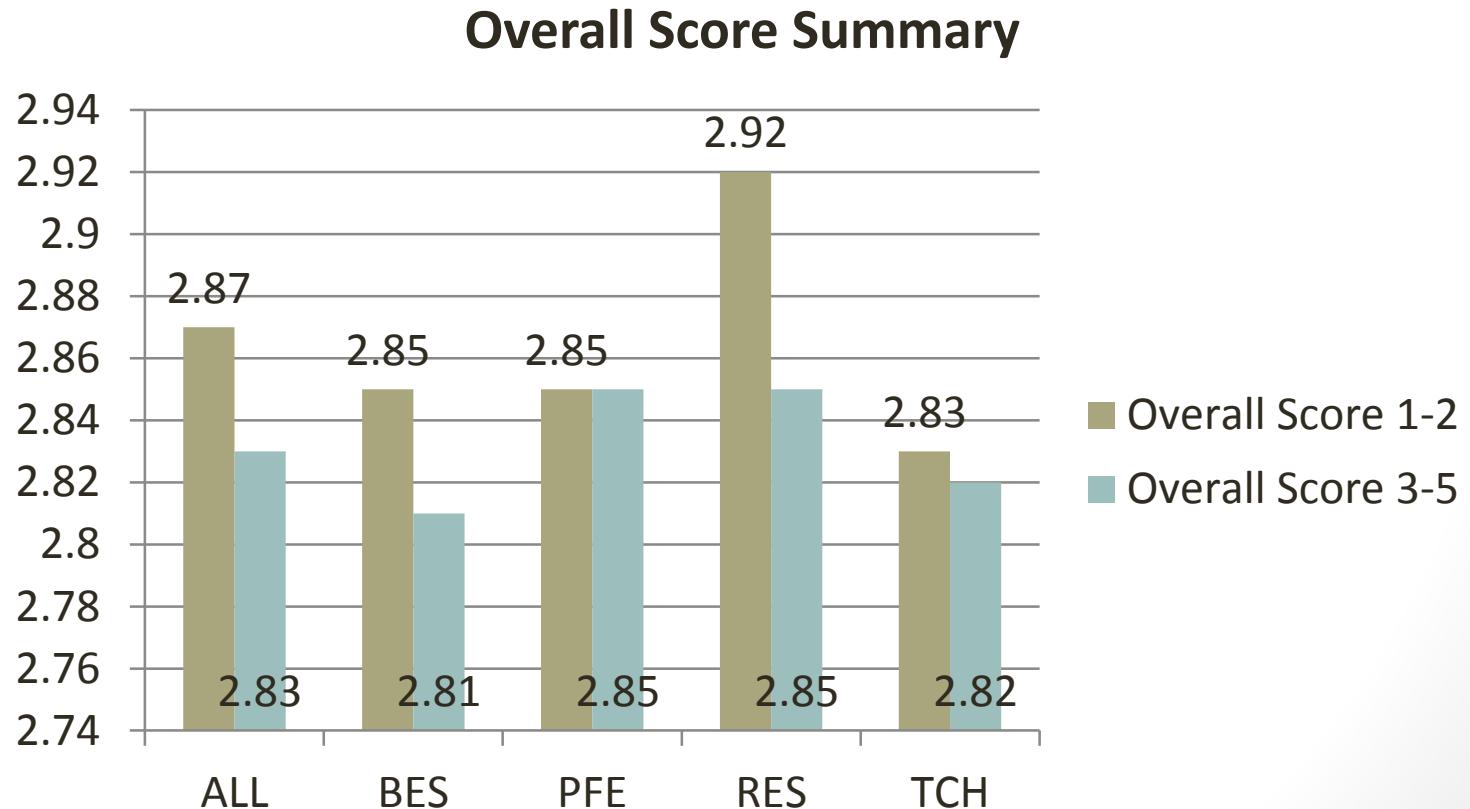
# Overall Summary by Standard-Student (Elementary)

- Overall Summary by Goal for TCS Elementary Respondents
  - **NOTE: Maximum score is 3 for elementary surveys (not 5)**



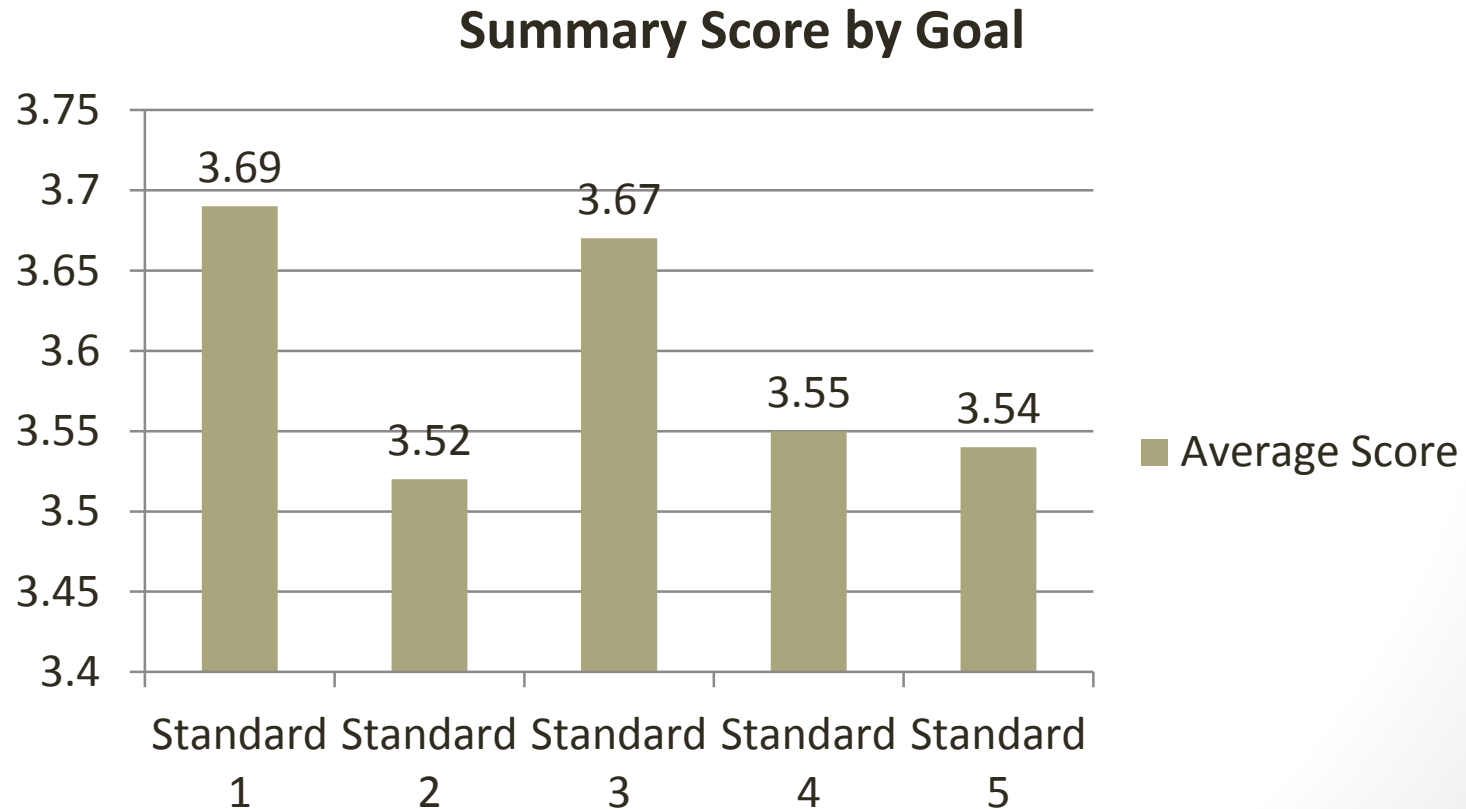
# Overall Summary-Student (Elementary)

- Overall Score Elementary Student Respondents
  - **NOTE: Maximum score is 3 for elementary surveys (not 5)**



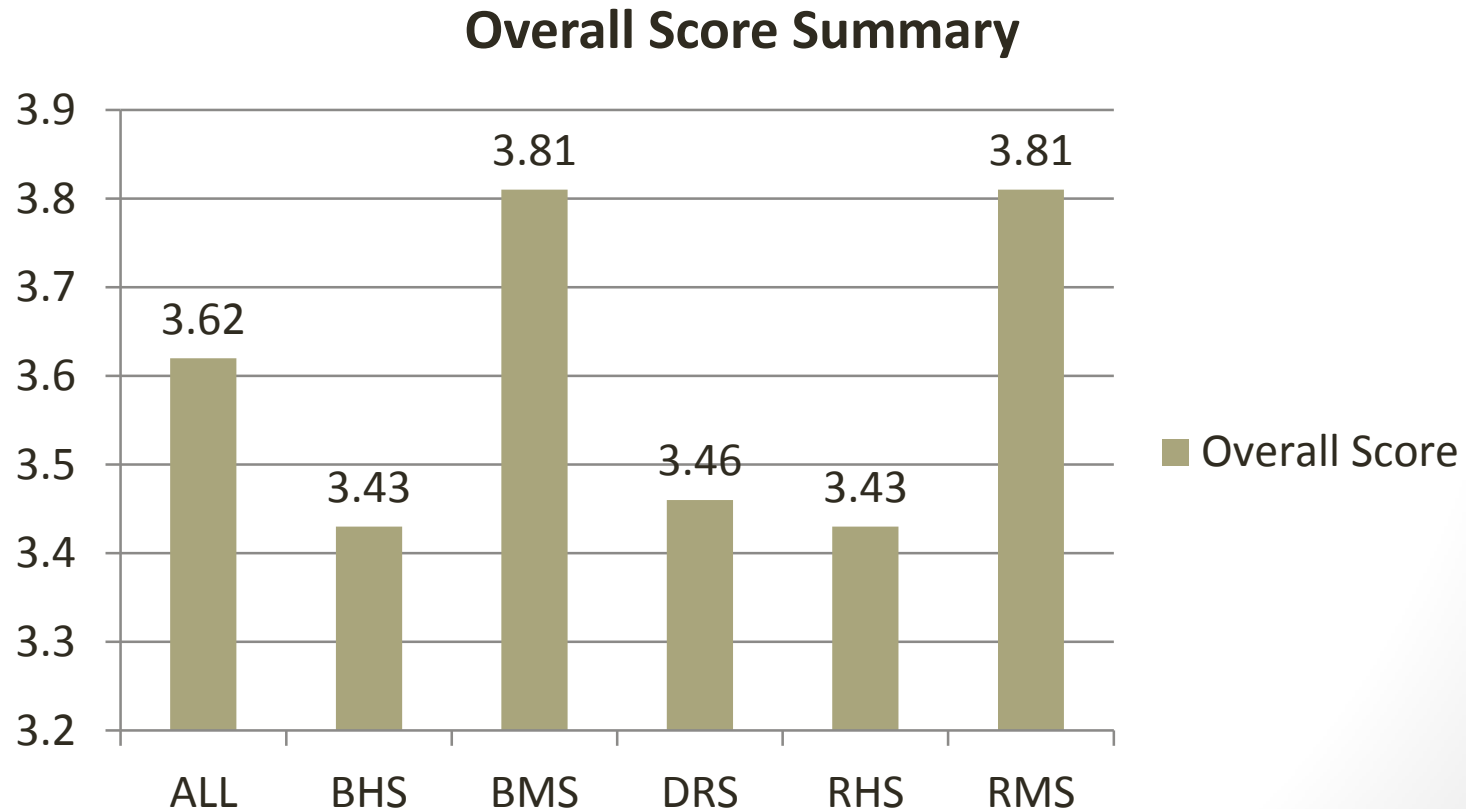
# Overall Summary by Standard-Student (Middle/High)

- Overall Summary by Goal for TCS Middle/High Respondents
  - Scale is 1 (Strongly Disagree) to 5 (Strongly Agree)



# Overall Summary-Student (Middle/High)

- Overall Score Middle/High Student Respondents

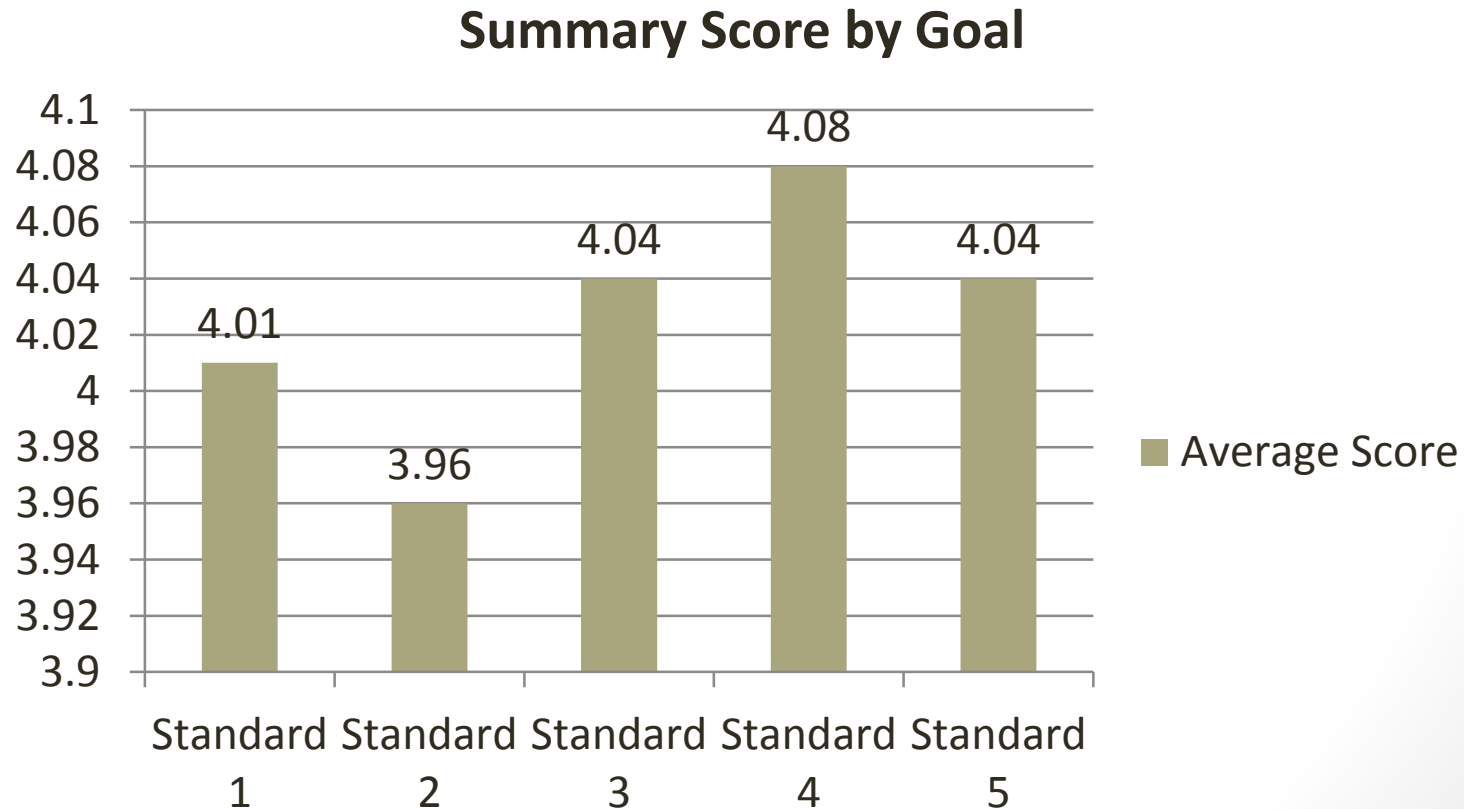


# Parent Survey-Respondent Data

- **TOTAL: 604**
- BES: 118
- BHS: 58
- BMS: 75
- DRS: 9
- PFE: 101
- RES: 99
- RHS: 35
- RMS: 84
- TCH: 25

# Overall Summary by Standard-Student (Parent)

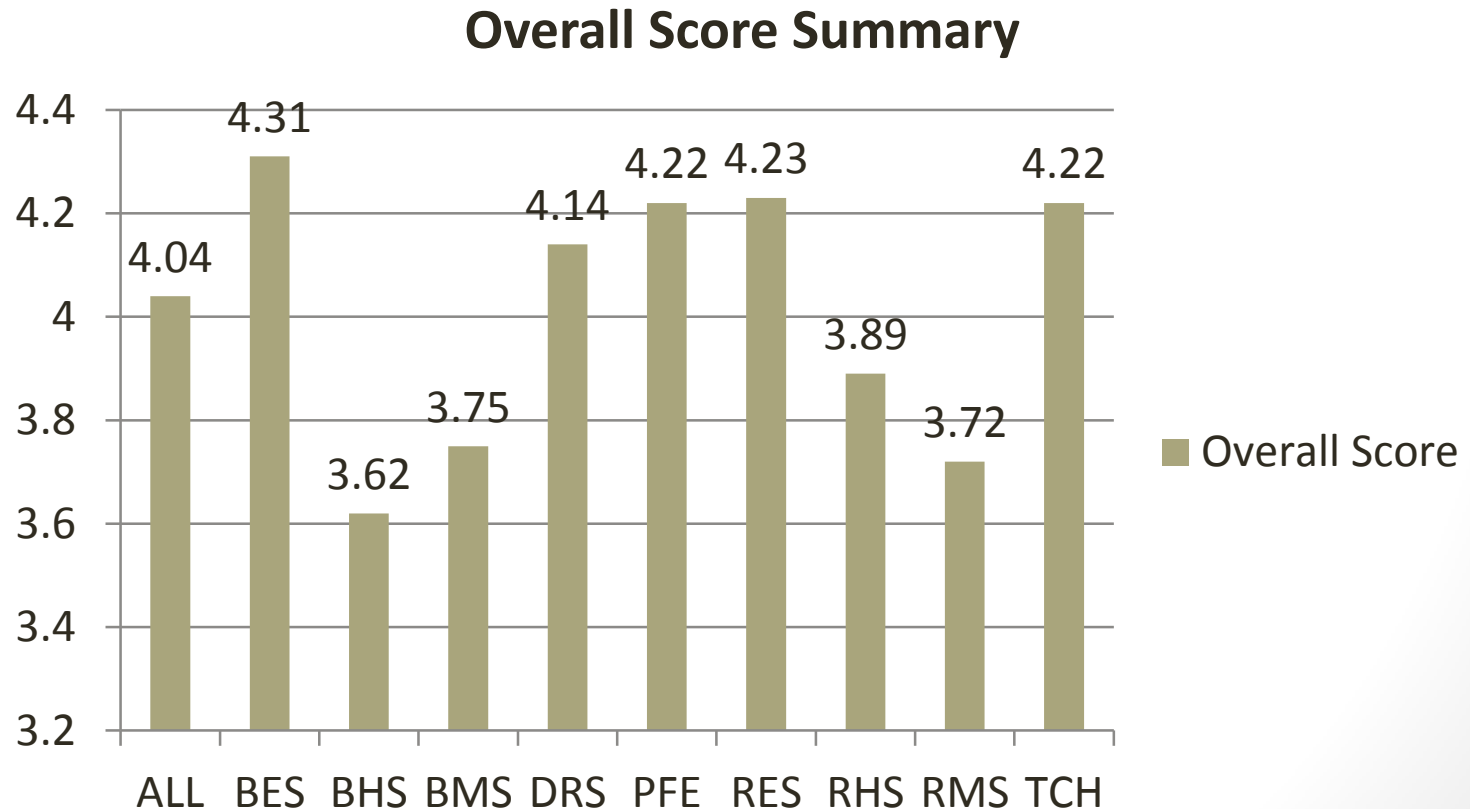
- Overall Summary by Goal for TCS Parent Respondents
  - Scale is 1 (Strongly Disagree) to 5 (Strongly Agree)





# Overall Summary-Student (Parent)

- Overall Score Parent Respondents



# Next Steps

- Board of Education
  - Revise Strategic Plan
  - Prepare for Quality Assurance Review (QAR)
- District Leadership
  - Start to dig deeper in the data
  - Provide support and recommendations to BOE to revise Strategic Plan
    - Identify areas for improvement
    - Set goals, objectives, activities, and measures
  - Prepare for QAR
- Schools
  - Analyze data to begin to look at areas for improvement
  - Begin work on drafting 2014-2016 School Improvement Plan